

Easy~Fit - Type 1 Brackets



Easy~Fit Type 1 Brackets

These flat-packed, self-assembly brackets provide a professional finish to the installation of wall-mounted outdoor condensing units and air source heat pumps. The Type 1 brackets have uprights that mount directly on to the wall via six shell anchor bolts provided, maximising the rigidity of the installation. For improved corrosion resistance all metal now receives a 100% zinc plating, followed by a hard ED coating, before being finished with an external grade polyester powder coating in RAL 7032.


Features

- Adjustable wall spacers to level the arms
- Safe working load up to 250kg
- Suitable to match most brands of condensing units and domestic air source heat pumps
- Extra long arms (up to 1 metre available for larger condensing units)
- Textured finish in (RAL 7032)


The Package

- 2 x Support Arms • 2 x Uprights • Fixings • Installation Instructions •

Weather Protection Process




Process One
Corrosion resistant raw material, often referred to as Zintec



Process Two
Zinc phosphating process, multi stage cleaning & dipping chemical zinc



Process Three
ED coating process: electrophoretic deposition (aka ED or EPD) coating



Process Four
Epoxy polyester powder coating

Related Products

All Guards
Collection Trays

Sea salts are very corrosive and affect both ferrous and non-ferrous metals. Coastal installations are particularly at risk as they are frequently exposed to sea salt solutions followed by dry periods, where this wet/dry cycle produces a very corrosive environment. We strongly recommend that in such locations only our stainless steel brackets are installed.

Part Code	Description	Safe Working Load*	Max Load	Upright	Support Arm	Weight
CBR1-S	Type 1 Bracket – Small	60kg	120kg	450mm	480mm	3.6kg
CBR1-M	Type 1 Bracket – Medium	90kg	180kg	500mm	530mm	4.6kg
CBR1-L	Type 1 Bracket – Large	140kg	280kg	550mm	580mm	4.7kg
CBR1-XL	Type 1 Bracket – Extra Large	250kg	500kg	550mm	660mm	8.8kg
CBR1-XXL	Type 1 Bracket – 2 x Extra Large	250kg	500kg	550mm	1000mm	11kg

All brackets are tested to twice the safe working loads at an independent UK facility.

The Pump House sales team are available to answer your questions or queries on this product. Our experts are waiting for your call **+44 (0)115 900 5858** or if you prefer send an email to **sales@pumph.co.uk** or visit **www.pumph.co.uk**

