HVACR Products Guide

pump house

a DIVERSITECH® company

WHY PUMP HOUSE?

Products

We strive to deliver to you, our customers, the best products on the market, constantly innovating and improving. Our products are designed to save you time. We are the only company which covers the ancillary range for the HVACR market. **Your one stop shop!**

Wow factor

We are the solution provider for your logistic requirements. We listen to your requirements and provide the fastest response time within the industry. 95% of our Flexi Support Enquires are responded to within four working hours. **Try our service now!**

Experienced staff

We understand that each customer need is unique. Our team at Pump House respect and consider it in every decision we make. Face to face, over the phone or electronically - we are here to serve. Our sales and technical teams set the highest standards.

Technical Experts

We believe that delivering exceptional technical support is crucial to the success of our customers. All our staff are technically trained; we have a team of people ready to help you.

International

Globally connected operations within 30 countries across 5 continents. Customising our products and services to suit the individual needs of our international customer base.

Charitable Giving

We continue to support local charities such as Maytree Respite Centre whose voluntary work is inspiring and unconditional.

PUMP HOUSE PROVIDE THE

1. We answer all calls into the business within THREE rings

2. We acknowledge all orders with a 'THANK YOU' phone call and an order confirmation email

3. All after visit requests from our Area Sales Managers are actioned within 60 minutes

4. We respond to 95% of all our Flexi Support Systems enquiries within 4 working hours

5. Any customer requesting a quotation will receive a follow up call after the quotation has been sent

6. We send catalogues and new literature with all orders to ensure our customers are kept up to date at all times

TRY AND SEE!

pump house
DIVERSITECH company

Refrigeration

Refrigeration

Dairy Cabinet Supermarket Pumps

The Pump House dairy cabinet supermarket pumps can fit under low display cabinets due to being just 76mm in height. The multiple inlets offer a variety of installation options for the contractor.

DCP-30V

DCP-30A

Code	Brand	Description	Tank Capacity	Max Flow	Dimensions mm (HxWxD)	Discharge Size (inches)
DCP-30A	Pump House	Dairy Cabinet Pump (Standard)	5.5 litre	700LPH	76x200x 610	1/2
DCP-30E	Pump House	Dairy Cabinet Pump (No Lid)	5.5 litre	700LPH	76x200x610	1/2
DCP-30V	Pump House	Dairy Cabinet Pump (Vertical)	4.5 litre	700LPH	200x580x76	1/2

Evaporator Tray

A thermostatically-controlled cast aluminium tray designed to collect and evaporate condensate water. Ideal for refrigeration display cabinets.

ET-150

Code	Brand	Description	Tank Capacity	Evaporation Rate	Dimensions mm (HxWxD)	Weight
ET-150	Pump House	Evaporator Tray	1.5 litres	150ml per hour	90x320x120	1.1kg

sales@pumph.co.uk +44(0)115 900 5858

Vibration Absorber

Designed for the installation of the suction and discharge lines of air conditioning and refrigeration systems. Used to dampen compressor-induced vibrations and reduce the damage to the system's pipe work.

Part Code	Description	Tube OD (Inches)	Tube OD (mm)	Max. Working Pressure (psiG)	Burst Pressure (psiG)
VIBA-1/4	Vibration Absorber 1/4 (6mm)	1/4	6mm	650 (44.8 bar)	3250 (224 bar)
VIBA-3/8	Vibration Absorber 3/8 (10mm)	3/8	10mm	650 (44.8 bar)	3250 (224 bar)
VIBA-1/2	Vibration Absorber 1/2 (12mm)	1/2	12mm	650 (44.8 bar)	3250 (224 bar)
VIBA-5/8	Vibration Absorber 5/8 (16mm)	5/8	16mm	650 (44.8 bar)	3250 (224 bar)
VIBA-3/4	Vibration Absorber 3/4 (18mm)	3/4	18mm	650 (44.8 bar)	3250 (224 bar)
VIBA-7/8	Vibration Absorber 7/8 (22mm)	7/8	22mm	650 (44.8 bar)	3250 (224 bar)
VIBA-1-1/8	Vibration Absorber 1-1/8 (28mm)	1-1/8	28mm	600 (41.3 bar)	3000 (206.8 bar
VIBA-1-3/8	Vibration Absorber 1-3/8 (35mm)	1-3/8	35mm	550 (37.9 bar)	2750 (189.6 bar)
VIBA-1-5/8	Vibration Absorber 1-5/8 (42mm)	1-5/8	42mm	510 (35.1 bar)	2550 (175.8 bar)
VIBA-2-1/8	Vibration Absorber 2-1/8 (54mm)	2-1/8	54mm	400 (27.5 bar)	2000 (137.8 bar)
VIBA-2-5/8	Vibration Absorber 2-5/8 (64mm	2-5/8	64mm	350 (24.1 bar)	1750 (120.6 bar)
VIBA-3-1/8	Vibration Absorber 3-1/8 (76mm)	3-1/8	76mm	320 (22.0 bar)	1600 (110.3 bar)
VIBA-3-5/8	Vibration Absorber 3-5/8 (89mm)	3-5/8	89mm	190 (13.1 bar)	570 (39.3 bar)
VIBA-4-1/8	Vibration Absorber 4-1/8 (108mm)	4-1/8	108mm	190 (13.1 bar)	570 (39.3 bar)

Klo-Shure® Clamps - Series 7

Klo-Shure® eliminates having to double-wrap, glue and tape the insulation on strut-mounted clamps. Klo-Shure insulation coupling reduces the time required to insulate copper tubing used for refrigerant lines. The patented clamp allows sections of closed-cell insulation to be secured at fixing points.

	Size in inches	Insulation Wall Thickness			
		3/8"	1/2"	3/4"	1"
Copper Pipe ID	1/4"	723025	724025	726025	728025
	3/8"	723037	724037	726037	728037
	1/2"	723050	724050	726050	728050
	5/8"	723062	724062	726062	728062
	3/4"	723075	724075	726075	728075
	7/8"	723087	724087	726087	728087
	1"	723100	724100	-	-
	1-1/8"	723112	724112	726112	728112
	1-3/8"	723137	724137	726137	728137
	1-5/8"	723162	724162	726162	728162
	2-1/8"	723212	724212	726212	728212
	2-5/8"	-	724262	726262	728262
	3-1/8"	-	724312	726312	728312
	3-5/8"	-	724362	726362	728362
	4-1/8"	-	724412	726412	728412

Refrigeration

Universal Multi-Fit Fan Motors

Universal, multi-fit fan motors are individually boxed and come complete with fixings. The 1 metre power cord offers flexibility during installation. CE certified / ROHS-2 compliant.

Code	Description	Watts	Voltage	Frequency	Revs	Cable Length
FM-5W	Universal Multi-Fit Fan Motor – 5W	5W	240V	50/60Hz	1300/1500 rpm	1m
FM-7W	Universal Multi-Fit Fan Motor – 7W	7W	240V	50/60Hz	1300/1500 rpm	1m
FM-10W	Universal Multi-Fit Fan Motor – 10W	10W	240V	50/60Hz	1300/1500 rpm	1m
FM-16W	Universal Multi-Fit Fan Motor – 16W	16W	240V	50/60Hz	1300/1500 rpm	1m
FM-18W	Universal Multi-Fit Fan Motor – 18W	18W	240V	50/60Hz	1300/1500 rpm	1m
FM-25W	Universal Multi-Fit Fan Motor – 25W	25W	240V	50/60Hz	1300/1500 rpm	1m
FM-34W	Universal Multi-Fit Fan Motor – 34W	34W	240V	50/60Hz	1300/1500 rpm	1m

Tangential Fan Motors

Tangential single-impeller fan motor assemblies with aluminium blades. Individually boxed complete with fixings. CE certified / ROHS-2 compliant.

Code	Description	Watts	Blade Length	Rotate Speed	Air Flow
FMTS-15W-120	Tangential Fan Motor 15W with 120mm Blade	15W	120mm	2200rpm	80m³/h
FMTS-20W-120	Tangential Fan Motor 20W with 180mm Blade	20W	180mm	2000rpm	120m³/h
FMTS-30W-240	Tangential Fan Motor 30W with 240mm Blade	30W	240mm	2100rpm	170m³/h
FMTS-30W-300	Tangential Fan Motor 30W with 300mm Blade	30W	300mm	1900rpm	190m³/h

Axial Fan Motors

Axial shaded fan motors have a compact structure and small volume. Lightweight, low noise and used on refrigeration equipment. Individually boxed. CE certified / ROHS-2 compliant, these motors have an ambient operating temperature -20°C to +60°C

Code	Description	Watts	Voltage	Frequency	Revs	Cable Length	Air Flow	Db(A) Rating
FM-A-8038-L	Axial Fan Motor – 15W (with lead)	15W	240V	50Hz	2200rpm	30mm	40m³/h	23.4
FM-A-12025-L	Axial Fan Motor – 13W (with lead)	13W	240V	50Hz	1800rpm	30mm	71m³/h	35.6
FM-A-12038-L	Axial Fan Motor – 20W (with lead)	20W	240V	50Hz	2500rpm	30mm	132m³/h	37.3
FM-A-12038-T	Axial Fan Motor – 20W (with terminal)	20W	240V	50Hz	2500rpm	-	132m³/h	37.3

Code	Description	Watts	Dimensions in (mm)		
			Height	Width	Depth
FM-A-8038-L	Axial Fan Motor – 15W (with lead)	15W	80mm	80mm	38mm
FM-A-12025-L	Axial Fan Motor – 13W (with lead)	13W	120mm	120mm	26mm
FM-A-12038-L	Axial Fan Motor – 20W (with lead)	20W	120mm	120mm	38mm
FM-A-12038-T	Axial Fan Motor – 20W (with terminal)	20W	120mm	120mm	38mm

sales@pumph.co.uk +44(0)115 900 6858

Fan Motor Assemblies

A complete range of pressed aluminium blades, fan rings, guards and brackets to suit our range of multi-fit fan motors. Available in a variety of diameters and pitches to suit most refrigeration applications. All accessories can be sold as individual items or as a complete assembly combined to create your own fan requirements.

Code	Description	Diameter	Pitch
FBS-154-25	Fan Blade - Sucker	154mm	25°
FBS-154-31	Fan Blade - Sucker	154mm	31°
FBS-172-25	Fan Blade - Sucker	172mm	25°
FBS-172-31	Fan Blade - Sucker	172mm	31°
FBS-200-25	Fan Blade - Sucker	200mm	25°
FBS-200-31	Fan Blade - Sucker	200mm	31°
FBS-230-25	Fan Blade - Sucker	230mm	25°
FBS-230-31	Fan Blade - Sucker	230mm	31°
FBS-254-25	Fan Blade - Sucker	254mm	25°
FBS-254-31	Fan Blade - Sucker	254mm	31°
FBS-300-25	Fan Blade - Sucker	300mm	25°
FBS-300-31	Fan Blade - Sucker	300mm	31°

Code	Description	Diameter	Pitch
FBB-154-25	Fan Blade - Blower	154mm	25°
FBB-154-31	Fan Blade - Blower	154mm	31°
FBB-172-25	Fan Blade - Blower	172mm	25°
FBB-172-31	Fan Blade - Blower	172mm	31°
FBB-200-25	Fan Blade - Blower	200mm	25°
FBB-200-31	Fan Blade - Blower	200mm	31°
FBB-230-25	Fan Blade - Blower	230mm	25°
FBB-230-31	Fan Blade - Blower	230mm	31°
FBB-254-25	Fan Blade - Blower	254mm	25°
FBB-254-31	Fan Blade - Blower	254mm	31°
FBB-300-25	Fan Blade - Blower	300mm	25°
FBB-300-31	Fan Blade - Blower	300mm	31°

Code	Description	Diameter
FRS-154	Fan Ring	154mm
FRS-172	Fan Ring	172mm
FRS-200	Fan Ring	200mm
FRS-230	Fan Ring	230mm
FRS-254	Fan Ring	254mm
FRS-300	Fan Ring	300mm

Code	Description	Diameter
FG-154	Fan Guard	154mm
FG-172	Fan Guard	172mm
FG-200	Fan Guard	200mm
FG-230	Fan Guard	230mm
FG-254	Fan Guard	254mm
FG-300	Fan Guard	300mm

Code	Height	Width	Depth
FBR-109-1	109mm	81mm	24mm
FBR-109-2	109mm	78mm	39mm
FBR-109-3	109mm	78mm	49mm
FBR-39	39mm	-	-
FBR-55	55mm	-	-
FBR-72	72mm	-	-
FBR-84	84mm	-	-

Fan Motor

Fan Blade

Fan Bracket

Fan Ring

Fan Guard

Refrigeration

Rotary Enclosed Isolators

Our insulated 3 and 4 pole rotary enclosed isolators are CE marked and suitable for disconnecting the power supply to outdoor air conditioning units.

The isolators are weatherproof to IP65, easy to install and conform to IEC 60947-3. They have a lockable off position and interlocking cover which can be removed only in the off position. Earth and neutral terminals included and M20/25 knockouts up to 63A.

Code	No. of poles	Amps AC21	AC23A 240VA	AC23A 400VA	Cable Capacity Solid	Cable Capacity Stranded	Height	Width	Depth
IS-3P-20A	3	20 Amp	5.5 kW	3.7 kW	1-16mm²	0.75-10mm²	175mm	114mm	135mm
IS-3P-32A	3	32 Amp	11 kW	7.5 kW	1-16mm²	0.75-10mm²	175mm	114mm	135mm
IS-30-40A	3	40 Amp	15 kW	11 kW	1-16mm²	0.75-10mm²	175mm	114mm	135mm
IS-3P-63A	3	63 Amp	22 kW	18.5 kW	1-16mm²	0.75-10mm²	175mm	114mm	135mm
IS-4P-20A-S	4	20 Amp	5.5 kW	3.7 kW	1-16mm²	0.75-10mm²	125mm	100mm	120mm
IS-4P-20A	4	20 Amp	5.5 kW	3.7 kW	1-16mm²	0.75-10mm²	175mm	114mm	135mm
IS-4P-32A-S	4	32 Amp	11 kW	7.5 kW	1-16mm²	0.75-10mm²	125mm	100mm	120mm
IS-4P-32A	4	32 Amp	11 kW	7.5 kW	1-16mm²	0.75-10mm²	175mm	114mm	135mm
IS-4P-40A	4	40 Amp	15 kW	11 kW	1-16mm²	0.75-10mm²	175mm	114mm	135mm
IS-4P-63A	4	63 Amp	22 kW	18.5 kW	1-16mm²	0.75-10mm²	175mm	114mm	135mm

Easy~Fit Protective Housings

Easy~Fit housings are manufactured in two sizes and are ideal for all brands of outdoor refrigeration condensing equipment.

The steel goes through an 8-phase epoxy polyester powder coating process and is finished with a scratch resistant textured finish in RAL 7032.

Code	Size	External Dimensions mm (HxWxD)			Internal Dimensions mm (HxWxD)			Weight
CH-S	Small	500	710	600	410	640	530	23kg
CH-L	Large	550	810	720	460	740	640	30kg

Refrigerant ID Labels

A range of self adhesive vinyl labels. Each label indicates the type of refrigerant and come in a handy pack of 10. We also supply pipe labels. Avoid costly mistakes by properly identifying the type of refrigerant contained in recovery cylinders and air conditioning and refrigeration equipment. Contact us for more information.

sales@pumph.co.uk +44(0)115 900 5858

Air Conditioning

NEW

Dairy Cabinet Pump with IP54 splash-proof enclosure

- Industry leading IP54 dairy cabinet pump
- 1/2" barbed hose tail – for easy connection
- Multiple inlet options (top, end or side)
- Power and alarm cables pre-fitted
- High discharge head and flow rate suitable for most applications
- Splash-proof enclosure
- One year warranty

Scan the QR for the video!

pump house

Tank Pumps

Pump House stock a range of various branded condensate removal tank pumps.

PH-1L / PH-1LSS

PH-1-SILENCE

VCC-20S

VCMX-20S

VCMA-20S

PH-2-SILENCE

PH-2L / PH-2LSS

VCL-24S

VCL-45S

Code	Brand	Description	Max Head	Max Flow	dB(A)	Dimensions mm (HxWxD)	Discharge Size (inch)
PH-1L / PH-1L-SS	Pump House	1 Litre Tank Pump	6m	270LPH	43	122x220x134	3/8
PH-1-SILENCE	Pump House	0.6 Litre Tank Pump	6m	14LPH	12	127x170x81	1/4
VCC-20S	Little Giant	1 Litre Tank Pump	4.3m	294LPH	58-62	125x300x125	1/4 & 3/8
VCMX-20S	Little Giant	1.4 Litre Tank Pump	4.8m	284LPH	58	165x260x122	1/4 & 3/8
VCMA-20S	Little Giant	1.9 Litre Tank Pump	4.3m	294LPH	58-62	178x288x127	1/4 & 3/8
PH-2L / PH-2L-SS	Pump House	2 Litre Tank Pump	4.8m	300LPH	60	180x290x130	1/4 & 3/8
PH-2-SILENCE	Pump House	2.2 Litre Tank Pump	6m	14LPH	12	165x250x135	1/4
VCL-24S	Little Giant	3.8 Litre Tank Pump	5.9m	900LPH	58-62	263x305x150	1/4 & 3/8
VCL-45S	Little Giant	3.8 Litre Tank Pump	10.5m	1560LPH	58-62	267x305x150	3/8

Mini Pumps

Pump House stock a range of mini condensate pumps ideal for split air conditioning systems, small enough to be placed in the unit or within trunking. We also provide mini pump options that come with an elbow and length of trunking.

EC-400 Pump Only

EC-1 Pump Only

EC-1 KIT with elbow and trunking

DE-05-FD Flowatch Design® with elbow and trunking

Code	Brand	Description	Max Head	Max Flow	dB(A)	Dimensions mm (HxWxD)	Discharge Size
EC-400	Little Giant	Mini Pump	12m	14LPH	58	45x110x35	1/4 inch
EC-1	Little Giant	Mini Pump	10m	10LPH	21	104x46x58	1/4 inch
EC-1 KIT	Little Giant	Mini Pump with Trunking	10m	10LPH	21	104X46X58	1/4 inch
DE-05-FD	Siccom	Mini Pump with Trunking	10m	12LPH	<21	800X150x80	1/4 inch

sales@pumph.co.uk +44(0)115 900 5858

Peristaltic Pumps

Pump House stock three versions of the Little Giant Peristaltic Pump.

TPT with Temperature Sensor

TPS with Sensor

TPR with Reservoir & Alarm

TPRC-10

EXTCABLE

599325

Code	Brand	Description	Max Head	Max Flow	Dimensions mm (HxWxD)	Discharge Size
TPS	Little Giant	Peristaltic Pump with Sensor	14m	9.5LPH	115x96x98	1/4 inch
TPT	Little Giant	Peristaltic Pump with Temperature Sensor	14m	9.5LPH	115x96x98	1/4 inch
TPR	Little Giant	Peristaltic Pump with Reservior	14m	9.5LPH	115x96x98	1/4 inch
TPRC-10	Little Giant	Peristaltic Replacement Tube				
EXTCABLE	Little Giant	Peristaltic Sensor Extension Cable – 4 metres				
599325	Little Giant	Peristaltic Service Kit – 2 replacement tubes and rotation wheel				

Pressure Relief & Boiler Condensate Pump - PRVSure

This pump is manufactured from high temperature plastic, and comes complete with 10m of higher specification hose.

It meets EN Standards and can handle temperatures up to 110 degrees. Supplied with 10 metres of 'no sag' high grade braided hose. The unique design also cools the PRV discharge so it is safe for use with solvent weld pipework. For installers who are audited or working to EN Standards.

PH-3.8L-HW

Code	Brand	Description	Max Head	Max Flow	Temperature	Dimensions mm (HxWxD)	Discharge Size
PH-3.8L-HW	Pump House	Pressure Relief & Boiler Condensate Pump	8m	312LPH	110°c	249x325x160	3/8 inch (9.5mm)

High Temperature Pressure Relief Pump - PH-5L-HW

Designed for unvented cylinder T&P discharge and steam humidifiers. Having one of the largest discharge rates of 32 litres per minute this pump can handle both high temperature up to 100 degrees and high flow rates.

Manufactured in the UK this heavy duty, high temperature tank pump incorporates thermal overload protection and a high level alarm switch.

PH-5L-HW

Code	Brand	Description	Max Head *	Max Flow	Temperature	Dimensions mm (HxWxD)	Discharge Size
PH-5L-HW	Pump House	High Temperature & Pressure Relief Pump	8m / 20m	1920LPH 32 LPM	100°c	350x190x260	(15mm)

* Max Heads - 8 metre for flow rates up to 25 Litres per minute / 20 metre for flow rates of 5 Litres per minute

sales@pumph.co.uk +44(0)115 900 5858

Adaptors

Pump House stock a range of adaptors to connect the unit and pump.

Code	Description	Pump Type Application	Pack Qty
ADAP-CAC-S	Cassette Adaptor – Small (Green) 3/4" x 1"	Tank Pump	3 Pack
ADAP-CAC-M	Cassette Adaptor – Medium (Blue) 3/4" x 1-1/4"	Tank Pump	3 Pack
ADAP-CAC-L	Cassette Adaptor – Large (Black) 3/4" x 1-1/2"	Tank Pump	3 Pack
ADAP-CAC-X	Cassette Adaptor – Multipack	Tank Pump	3 Pack
ADAP-1	Condensate Drain Adaptor – 22mm to 3/8"	Tank Pump - 9.5mm (3/8") outlet	Single
ECOP-ADAP	Condensate Drain Adaptor – 16,18,22,35mm to 1/4" Hose	All Pumps	Single
CV-38-3	Non-return check valve – 3/8" (9.5mm)	Tank Pump - 9.5mm (3/8") outlet	3 Pack
CV-14-3	Non-return check valve – 1/4"	Tank Pump - (1/4") outlet	3 Pack
PH-PUMP-NRV	Non-return check valve – 3/8" (9.5mm)	Tank Pump - 9.5mm (3/8") outlet	Single
154724	Non-return check valve – 3/8" (9.5mm)	VCMX-20s pump	Single

Self-Sealing Pipe Adaptor

The self-sealing adaptor is used to form a connection between condensate hose and a soil & vent pipe. Drill a 13mm hole (for SVA-3) or a 10mm hole (for SVA-6), insert and twist in to seal the connection.

SV-ADAPTOR

SV-ADAPTOR-6

Code	Description	Pack Qty
SVA-3	Self-sealing pipe adaptor – 6mm & 9.5mm (1/4 & 3/8) hose to soil & vent pipe	3 Pack
SV-ADAPTOR	Self-sealing pipe adaptor – 6mm & 9.5mm (1/4 & 3/8) hose to soil & vent pipe	Single
SVA-6-3	Self-sealing pipe adaptor – 6mm (1/4) hose to soil & vent pipe	3 pack
SV-ADAPTOR-6	Self-sealing pipe adaptor – 6mm (1/4) hose to soil & vent pipe	Single

Audible Alarm

This audible alarm can be wired into all pumps with a high level alarm switch.

Code	Brand	Description	Pack Qty
AUDIBLE ALARM	Little Giant	Audible Alarm for all pumps with a high level alarm switch	Single

Condensate Pumps & Accessories

Condensate Braided Hose

Black

Clear

Our reinforced PVC braided hose is suitable for condensate drains and comes packaged in clear shrink wrap for protection and easy storage. The black hose has no light penetration, which prevents build up of mould growth.

Available in clear and black, in 6m & 30m coils.

Code	Colour	Description	ID	OD	Pressure in Bar Working	Pressure in Bar Burst	Min Bend Radius	Min Temp*	Max Temp
RVT-1/2-6	Clear	1/2" x 6 metres	12mm	16mm	6	18	30°	-15°C	+60°C
RVT-3/4-6	Clear	3/4" x 6 metres	19mm	23mm	6	18	30°	-15°C	+60°C
RVT-1/4	Clear	1/4" x 30 metres	6mm	10mm	7	21	30°	-15°C	+60°C
RVT-3/8	Clear	3/8" x 30 metres	10mm	14mm	8	24	30°	-15°C	+60°C
RVT-1/2	Clear	1/2" x 30 metres	12mm	16mm	6	18	30°	-15°C	+60°C
RVT-5/8	Clear	5/8" x 30 metres	16mm	20mm	6	18	30°	-15°C	+60°C
RVT-1/4-B	Black	1/4" x 30 metres	6mm	10mm	7	21	30°	-15°C	+60°C
RVT-3/8-B	Black	3/8" x 30 metres	10mm	14mm	8	24	30°	-15°C	+60°C
RVT-1/2-B	Black	1/2" x 30 metres	12mm	16mm	6	18	30°	-15°C	+60°C

* Hose stored in conditions above +5°C will be easier to handle/install.

Clear Vinyl Hose

Applications include air conditioning and refrigeration condensate drains, condensate pump discharge lines and humidifier overflows. Available in 15m and 30m coils, the clear vinyl hose comes packed in a box making it easier to use and store.

Code	Colour	Description	ID	OD	Quantity
VT-1/4	Clear	1/4" x 30 metres	6mm	10mm	30 metres
VT-3/8	Clear	3/8" x 30 metres	10mm	14mm	30 metres

Hose Connectors & Clamps

A range of Nylon hose connectors & clamps, to connect hose and secure fitting to prevent leaks.

701-038

701-030

B-6H

Code	Description	Pack Qty
701-030	Hose Connector – Nylon 1/4	Single
701-032	Hose Connector – Nylon 3/8	Single
701-038	Hose T Connector – Nylon 3/8	Single
B-4H	Hose Clamp – 3/16 – 5/16	Single
B-6H	Hose Clamp – 1/4 – 3/8	Single

sales@pumph.co.uk +44(0)115 900 5858

Condensate Cop™

Condensate Cop™ is a unique clamp-on float switch intended for HVAC drain pan installation. The Condensate Cop™ features a large over-clamping area that fits easily over the edge of all types of drain pans; including formed plastic and galvanized sheet metal. A separate float/probe assembly swivels to accommodate drain pans having sloped sides. The swivel action allows the installer to position the float switch for best operation and then clamp it into place. The probe features an inlet grill which prevents the float from being blocked or damaged by insulation or other debris. Sealed inside the probe is a magnetically actuated normally closed switch. The switch opens when rising water presents a potential flooding condition.

Code	Description	UOM	Master Qty
CC-1	Condensate Cop™ Drain Pan Switch	Each	12

CS1200 AC Shutoff Switch

The CS1200 is an easy to install, reliable, condensate overflow detection switch. Featuring a unique universal pan mount design to assure accurate detection in metal or plastic secondary drain pans.

Code	Description	UOM	Master Qty
CS1200	AC Shutoff Switch	Each	12

Drain Dawg™

The Drain Dawg™ is a complete condensate drain cleaning kit, including the CT-475M deluxe nitrogen / CO2 0-475 psi regulator, the TG-10 & BS-25 ten foot hose and blowgun assembly, and the CW-15 fifteen inch whip hose. Also included is the AP-DD Drain Dawg™ Accessory Fitting Kit which contains the DF-75 Drain Dawg™ inflatable tip, the CK-141 3/4"-1" cone fitting, the FA-02 CO2 to nitrogen adaptor, the QN-S3 needle tip, and the TC-25 tyre chuck.

Code	Description	UOM	Master Qty
CB-2	Drain Dawg™ Kit	Each	3

Drain Kat™

The Drain Kat™ is an over the shoulder, refillable, nitrogen or CO_2 mini drain cleaning kit. Featuring a small cylinder that holds 9 cubic feet of nitrogen or 2-1/2 pounds of CO_2. The cylinder includes an integral mounted regulator for a quick and easy adjustment of discharge pressure.

Code	Description	UOM	Master Qty
MBK-6	Drain Kat™ Kit	Each	2

Magnetic Drive Pumps - MD-SC / MD-HC Series

Little Giant magnet driven pumps feature a leak proof design that allows the pumps to be used in a variety of applications where continuous and reliable operation is desired and when pumping corrosive liquid is necessary.

The MD-SC Series is designed to pump mild to strong acids found in electroplating applications with temperatures up to 66°C. The MD-HC series can pump strong acids and alkaline solutions, including sulphuric nitric and hydrochloric acid with temperatures up to 93°C. In addition, the HC series offers "Run Dry" protection.

TE-3-MD-SC

TE-3-MD-HC

TE-4-MD-SC

TE-4-MD-HC

TE-5-MD-SC

TE-5-MD-HC

TE-5.5-MD-SC

TE-5.5-MD-HC

TE-6-MD-SC

TE-6-MD-HC

TE-7-MD-SC

TE-7-MD-HC

Code	Brand	Description	Max Head	Max Flow	Liquid Temp. in °C	Inlet Size (inch)	Discharge Size (inch)
TE3-MD-SC	Little Giant	Magnetic Drive TE3 Series Pump	3.5m	1980LPH	66°C	1" FNPT	1/2" MNPT
TE3-MD-HC	Little Giant	Magnetic Drive TE3 Series Pump	3.5m	2100LPH	93.3°C	1" FNPT	1/2" MNPT
TE4-MD-SC	Little Giant	Magnetic Drive TE4 Series Pump	4.9m	2940LPH	66°C	1" FNPT	1/2" MNPT
TE4-MD-HC	Little Giant	Magnetic Drive TE4 Series Pump	4.9m	2940LPH	93.3°C	1" FNPT	1/2" MNPT
TE5-MD-SC	Little Giant	Magnetic Drive TE5 Series Pump	6.2m	3660LPH	66°C	1" FNPT	1/2" MNPT
TE5-MD-HC	Little Giant	Magnetic Drive TE5 Series Pump	6.2m	3660LPH	93.3°C	1" FNPT	1/2" MNPT
TE5.5-MD-SC	Little Giant	Magnetic Drive TE5.5 Series Pump	8.8m	6120LPH	66°C	1" FNPT	3/4" MNPT
TE5.5-MD-HC	Little Giant	Magnetic Drive TE5.5 Series Pump	8.8m	6120LPH	82.2°C	1" FNPT	3/4" MNPT
TE6-MD-SC	Little Giant	Magnetic Drive TE6 Series Pump	10.7m	7500LPH	66°C	1" FNPT	3/4" MNPT
TE6-MD-HC	Little Giant	Magnetic Drive TE6 Series Pump	10.7m	7500LPH	82.2°C	1" FNPT	3/4" MNPT
TE7-MD-SC	Little Giant	Magnetic Drive TE7 Series Pump	12.3m	9540LPH	66°C	1-1/2"FNPT	1" MNPT
TE7-MD-HC	Little Giant	Magnetic Drive TE7 Series Pump	12.3m	9540LPH	93.3°C	1-1/2"FNPT	1" MNPT

pump house DIVERSITECH

sales@pumph.co.uk +44(0)115 900 5858

Pool Cover Pump - APCP-1700 (577309)

Little Giant Pool Cover Pumps help safeguard and protect the pool cover from prolonged accumulation of rain or melting snow. This automatic version is certified for use on pool covers, all of which can attach to a standard garden hose for easy water removal. It removes standing water from pool covers and is ideal for household water transfer applications.

APCP-1700

Code	Brand	Description	Max Head	Max Flow	Dimensions mm (HxWxD)	Discharge Size (inch)	Weight
APCP-1700	Little Giant	Automatic Pool Cover Pump	6.6m	6814LPH	210x305x305	1" FNPT	5.4kg

Parts Washer Pump
1Y-PW (501027)
PE2-YSA (14940101)

Submersible, unpainted, aluminium housing pumps with Viton® seals, 1/4" MNPT discharge, master builders conduit fitting. The PE pumps have an epoxy encapsulated motor.

1Y-PW

PE2-YSA

Code	Brand	Description	Max Head	Max Flow	Dimensions mm (WxD)	Discharge Size (inch)	Weight
1Y-PW	Little Giant	Automatic Pool Cover Pump	6.6m	6814LPH	117x109	1/4" MNPT	5.4kg

Code	Brand	Description	Max Head	Max Flow	Dimensions mm (HxWxD)	Discharge Size (inch)	Weight
PE2-YSA	Little Giant	Small Submersible Pump	3.8m	1135LPH	142x137x73	1/4" MNPT	2kg

Other Little Giant Pumps are available - if you have a specific requirement and would like to find a pump please contact us via e-mail **sales@pumph.co.uk** or visit our website **www.pumph.co.uk** for more information and technical details.

Condensing Unit Guards

Easy~Fit Condensing Guards

Pump House manufacture a range of weather-resistant, steel mesh guards, offering a safe solution to vandalism and accidental damage of your expensive AC unit or ASHP. The range is ideal for all manufacturers of air conditioning and air source heat pump units. The unique sliding panel system allows for easy installation, which are secured into place when the front panel is fitted. Back panels are also available to make the guard free standing. For wall mounted units, we can offer a base panel for full security.

Code	Size	External Dimensions mm (HxWxD)			Internal Dimensions mm (HxWxD)			Weight
CG-S	S	750	1050	460	720	1020	450	18kg
CG-M	M	1150	1150	650	1120	1120	640	27kg
CG-L	L	1450	1150	650	1420	1120	640	30kg
CG-XL	XL	1800	1150	650	1770	1120	640	40kg
CG-500-S	S	620	1050	500	590	990	470	13kg
CG-500-M	M	1020	1050	500	990	990	470	18kg
CG-500-L	L	1420	1050	500	1390	990	470	23kg
CG-750-S	S	950	1150	750	920	1120	740	25kg
CG-750-M	M	1150	1150	750	1120	1120	740	32kg
CG-750-L	L	1450	1150	750	1420	1120	740	33kg
CG-750-INV	INV	1150	1450	750	1120	1420	740	33kg
CG-900L-INV	L-INV	1150	1450	900	1120	1420	890	34kg
CG-900L-SQ	L-SQ	1450	1450	900	1420	1370	890	51kg
CG-900-XXL	XXL	1800	1450	900	1770	1370	890	60kg
CG-VRF-BP	BP-S	2000	1160	1200	1970	1130	1200	64kg
CG-VRF-EP-6	EP-S	2000	580	1200	1970		1200	24kg
CG-VRF-EP-12	EP-M	2000	1160	1200	1970		1200	41kg

Easy~Fit Wooden Guards

Made from tanalised, pressure-treated timber. All panels are louvered to optimise air flow. Sized to protect both ASHP and AC units, these guards offer a solution for listed buildings and sites where aesthetics are a consideration. All components are flat packed, easy to install, assemble and transport.

Code	Size	External Dimensions mm (HxWxD)			Internal Dimensions mm (HxWxD)			Weight
CG-750S-WOOD	S	905/960	1275	865	850/890	1055	753	35kg
CG-750M-WOOD	M	1135/1135	1275	865	1075/1115	1055	753	40kg
CG-750M+WOOD	M+	255/1310	1275	865	1200/1240	1055	753	44kg
CG-750L-WOOD	L	1530/1585	1275	865	1475/1515	1055	753	51kg
CG-750LINV-WOOD	L-INV	1130/1185	1630	865	1075/1115	1405	753	47kg
CG-750L+WOOD	L+	1600/1655	1275	865	1545/1585	1055	753	57kg
CG-750L+INVWOOD	L+ INV	1655/1690	1630	865	1580/1620	1405	753	59kg

sales@pumph.co.uk +44(0)115 900 5858

Easy~Fit Brackets

Pump House offer a range of flat packed brackets, the Type 1 bracket has uprights and mounts directly onto the wall. Type 2 comes with a crossbar so that the uprights can be spaced exactly as required. The integral spirit level makes installation easier. Type 3 brackets have a unique interlocking mechanism enabling the arms to be joined in a matter of seconds.

For improved corrosion resistance all metal receives a 100% zinc plating, followed by a hard ED coating, before being finished with an external grade polyester textured powder coating in RAL 7032.

For lighter condensing units we offer an economy version. This incorporates the traditional crossbar style for easy spacing of the support arms. We also offer a range of stainless steel brackets, which are recommended for coastal locations exposed to sea salt or in corrosive environments.

Code	Size	Description	Crossbar mm	Upright mm	Support Arm mm	Safe Working Load*	Max Load	Weight
CBR1-S	S	Type 1 Bracket		450	480	60kg	120kg	3.6kg
CBR1-M	M	Type 1 Bracket		500	530	90kg	180kg	4.6kg
CBR1-L	L	Type 1 Bracket		550	580	140kg	280kg	4.7kg
CBR1-XL	XL	Type 1 Bracket		550	660	250kg	500kg	8.8kg
CBR1-XXL	XXL	Type 1 Bracket		550	1000	250kg	500kg	11kg
CBR2-S	S	Type 2 Bracket	720	400	400	60kg	120kg	3.8kg
CBR2-M	M	Type 2 Bracket	900	500	500	90kg	180kg	4.6kg
CBR2-L	L	Type 2 Bracket	1100	550	540	140kg	280kg	6.6kg
CBR2-XL	XL	Type 2 Bracket	1040	550	660	250kg	500kg	16.2kg
CBR2-M-SS	M	Type 2 Stainless Steel Bracket	900	500	500	90kg	180kg	4.6kg
CBR2-L-SS	L	Type 2 Stainless Steel Bracket	1040	550	540	140kg	280kg	6.7kg
CBR2-XL-SS	XL	Type 2 Stainless Steel Bracket	1040	550	660	160kg	280kg	16.3kg
CBR2-EL	S	Type 2 Economy Bracket	780	365	550	60kg	120kg	3.7kg
CBR3-M	M	Type 3 Bracket	900	500	500	90kg	180kg	6.8kg
CBR3-L	L	Type 3 Bracket	1040	550	540	140kg	280kg	8.3kg

* All brackets are tested to twice the safe working loads at an independent UK facility.

Condensing Brackets & Trays

Cantilever Arms / Cantilever Arm Kits

These ready-made, hot dipped galvanised steel cantilever arms with 14mm diameter holes, offer a quick and easy method of supporting condensing units on external walls. Available in straight or webbed versions, in a variety of lengths. This is a low cost option to mounting AC units or ASHP's The cantilever arm kits come with all of the fixings needed for a quick and easy installation.

Cantilever Webbed Arm

Cantilever Single Arm

Cantilever Kit

Code	Size	Description	Upright mm	Support Arm mm	Safe Working Load*	Weight
CA-450-S	Single	Cantilever Arm 450mm	-	450	250kg	1.4kg
CA-600-S	Single	Cantilever Arm 600mm	-	600	190kg	2kg
CA-750-S	Single	Cantilever Arm 750mm	-	750	150kg	2.4kg
CA-600-W	Webbed	Cantilever Arm 600mm Webbed	-	600	190kg	2.6kg
CA-750-W	Webbed	Cantilever Arm 750mm Webbed	-	750	150kg	3kg
CA-450-KIT	Single	Cantilever Arm Kit – 450mm	750	450	250kg*	8kg
CA-600-KIT	Single	Cantilever Arm Kit – 600mm	750	600	190kg*	9kg

Easy~Fit Condensate Trays

The metal option has a concave profile to ensure effective drainage. Supplied with fixing arms to mount to the bracket. For improved corrosion resistance all metal receives a 100% zinc plating, followed by a hard ED coating, before being finished with an external grade polyester textured powder coating in RAL 7032. The plastic tray is rust free and comes complete with clips to secure to a bracket.

Plastic Tray

Metal Tray

Code	Size	Description	Dimensions mm (LxW)	Drain Connection	Weight
CCTM-800	S	Metal Tray Small	800x400	1/2 BSP Male Thread	5.3kg
CCTM-1100	M	Metal Tray Medium	1100x400	1/2 BSP Male Thread	7kg
CCTM-1400	L	Metal Tray Large	1400x400	1/2 BSP Male Thread	8.3kg
CCT-790	S	Plastic Tray – Small	790x390	5/8 or 3/4	1.3kg
CCT-940	L	Plastic Tray – Large	940x420	5/8 or 3/4	1.7kg

sales@pumph.co.uk +44(0)115 900 5858

INABA DENKO

A range of internal and external trunking to protect air conditioning pipes and provide a professional finish. Available in ivory, white and black . This range can be painted to suit many indoor and outdoor applications and is UV resistant and fire proof.

Straight Duct

90° Elbow Bend

45° Elbow Bend

Reducer Joint

Duct End

Flexible Joint

Connection Piece

90° Flat Bend

45° Flat Bend

Wall Rossette

T-Joint

Wall Cover

Flat Rossette

Ivory	White	Black	Description
ID-NSD-100-I	ID-NSD-100-W	ID-SD-100-K	Slimduct – 100mm – 2000mm (order 10)
ID-NSD-75-I	ID-NSD-75-W	ID-SD-75-K	Slimduct – 75mm – 2000mm (order 10)
ID-SC-100-I	ID-SC-100-W	ID-SC-100-K	Slimduct – 100mm Elbow Bend
ID-SC-75-I	ID-SC-75-W	ID-SC-75-K	Slimduct – 75mm Elbow Bend
ID-SCF-100-I	ID-SCF-100-W	ID-SCF-100-K	Slimduct – 100mm 45 Degree Elbow Bend
ID-SCF-75-I	ID-SCF-75-W	ID-SCF-75-K	Slimduct – 75mm 45 Degree Elbow Bend
ID-SDR-100-75-I	ID-SDR-100-75-W	ID-SDR-100-75-K	Slimduct – 100-75mm Reducer Joint
ID-SEN-100-I	ID-SEN-100-W	ID-SEN-100-K	Slimduct – 100mm Duct End
ID-SE-75-I	ID-SE-75-W	ID-SE-75-K	Slimduct – 75mm Duct End
ID-SF-100-800-I	ID-SF-100-800-W	ID-SF-100-800-K	Slimduct – 100mm – 800mm Flexible Joint
ID-SF-75-500-I	ID-SF-75-500-W	ID-SF-75-500-K	Slimduct – 75mm – 500mm Flexible Joint
ID-SJ-100-I	ID-SJ-100-W	ID-SJ-100-K	Slimduct – 100mm Connection Piece
ID-SJ-75-I	ID-SJ-75-W	ID-SJ-75-K	Slimduct – 75mm Connection Piece
ID-SK-100-I	ID-SK-100-W	ID-SK-100-K	Slimduct – 100mm 90 Degree Flat Bend
ID-SK-75-I	ID-SK-75-W	ID-SK-75-K	Slimduct – 75mm 90 Degree Flat Bend
ID-SKF-100-I	ID-SKF-100-W	ID-SKF-100-K	Slimduct – 100mm 45 Degree Flat Bend
ID-SKF-75-I	ID-SKF-75-W	ID-SKF-75-K	Slimduct – 75mm 45 Degree Flat Bend
ID-SP-100-I	ID-SP-100-W	ID-SP-100-K	Slimduct – 100mm Flat Rossette
ID-SP-75-I	ID-SP-75-W	ID-SP-75-K	Slimduct – 75mm Flat Rossette
ID-ST-100-I	ID-ST-100-W	ID-ST-100-K	Slimduct – 100mm T Joint
ID-ST-75-I	ID-ST-75-W	ID-ST-75-K	Slimduct – 75mm T Joint
ID-SW-100-I	ID-SW-100-W	ID-SW-100-K	Slimduct – 100mm Wall Cover
ID-SW-75-I	ID-SW-75-W	ID-SW-75-K	Slimduct – 75mm Wall Cover
ID-SWC-100-I	ID-SWC-100-W	ID-SWC-100-K	Slimduct – 100mm Wall Rossette
ID-SWC-75-I	ID-SWC-75-W	ID-SWC-75-K	Slimduct – 75mm Wall Rossette

Mounting

Flexi Lite Slab & Foot Kit

A low cost, lightweight floor mounting solution for air conditioning equipment and air source heat pumps.

Easy to transport, locate and construct.

The kit comes complete with two anti-vibration feet, a lightweight slab and all the fixings.

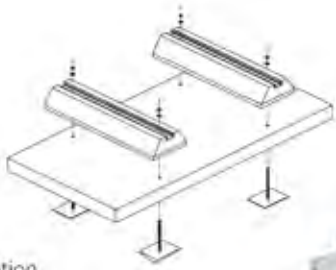

Code	Description	Dimensions mm (HxWxL)	Weight	Safe Working Load*
FF-UC3-S	Flexi Slab & Foot Kit (41mm Strut) 2 x 400mm Feet	150x400x900	16kg	400kg
FF-UC3	Flexi Slab & Foot Kit (41mm Strut) 2 x 600mm Feet	175x600x1200	25.5kg	600kg
FF-UC3-3	Flexi Slab & Foot Kit (41mm Strut) 3 x 600mm Feet	175x600x1200	31kg	600kg
FF-UC3-XL	Flexi Slab & Foot Kit (41mm Strut) 2 x 600mm Feet	175x865x1200	31kg	600kg
FF-UC3-ASN	Flexi Slab & Foot Kit (M10 strut) 2 x 600mm Narrow feet	175x600x1200	47kg	600kg
FF-UC-PLATE-KIT	Fixing Pate Kit – 4 Plates and Fixings			

Ultralite® Slab

Don't be fooled - Ultralite® Slabs look and perform like a concrete slab, starting at only 7kg, they are lightweight and very easy to handle and transport. So give your aching back a rest and use Ultralite® slabs to mount AC units and air source heat pumps.



Code	Description	Dimensions mm (HxWxL)	Weight	Safe Working Load*
UC1636-2	Ultralite Equipment Pad	50x400x900	7kg	300kg
UC2424-2	Ultralite Equipment Pad	50x600x600	7kg	300kg
UC2436-3	Ultralite Equipment Pad	75x600x900	12kg	485kg
UC2442-3	Ultralite Equipment Pad	75x600x1050	16kg	595kg
UC2448-3	Ultralite Equipment Pad	75x600x1200	16kg	700kg

sales@pumph.co.uk +44(0)115 900 5858

Mounting Blocks

These mounting blocks are lightweight, 100% rust-free, UV stabilised and manufactured from reinforced PVC. Suitable for mounting air conditioning units and domestic air source heat pumps.

The blocks reduce vibration and are supplied with anti-slip strips on the base along with fixings for a simple rapid installation. End caps are available to provide a professional finish. CMB-350 & CMB-450 are sold in boxes of 12. CMB-1000 are sold in pairs.

Code (Black)	Code (White)	Description	Dimensions mm (HxWxL)	Weight	Safe Working Load*
CMB-350		Mounting Blocks – 350mm	100x100x350	0.6kg	240kg
CMB-450	CMB-450-W	Mounting Blocks – 450mm	100x100x450	0.7kg	240kg
CMB-1000	CMB-1000-W	Mounting Blocks – 1000mm	100x100x1000	1.6kg	240kg

Rubber & Cork Mounting Strips & Pads

Anti Vibration Mounting Strips

Anti-vibration mounting strips / pads are a low cost option for mounting air conditioning units, air source heat pumps and other equipment, providing vibration reduction and sound dampening.

Available in recycled rubber and cork-rubber in various sizes. Rubber AVM Pad comes in three sizes (steel plates are in the larger sizes).

Code	Description	Dimensions mm (WxL)	Thickness mm	Weight
AVMS-1	Anti-vibration Mounting Strip – Rubber	50x500	15	0.4kg
AVMS-2	Anti-vibration Mounting Strip – Rubber	75x1000	15	1kg
AVMS-3	Anti-vibration Mounting Strip – Rubber	75x1200	15	1.7kg
AVMS-4	Anti-vibration Mounting Strip – Rubber	100x1000	15	1.4kg
AVMS-CR-3	Anti-vibration Mounting Strip – Cork/Rubber	75x1200	12.5	0.8kg
AVMS-CR-4	Anti-vibration Mounting Strip – Cork/Rubber	100x1200	12.5	0.9kg

Code	Description	Dimensions mm (HxWxL)	Weight	Safe Working Load*
AVM-PAD-1	Rubber AVM Pad – 330mm	45x300x300	3.2kg	200kg
AVM-PAD-2	Rubber AVM Pad – 600mm with steel plates	30x105x 600	2.8kg	150kg
AVM-PAD-3	Rubber AVM Pad – 1000mm with steel plates	30x500x1000	22kg	300kg

Mounting

EVA™ Pads / Cork Rubber Anit-Vibration Pads



EVA™ anti-vibration pads are designed to effectively eliminate vibrations and reduce noise levels from equipment such as compressors, condensing units and air source heat pumps. Out performing cork and rubber by 3:1, the EVA pad has a special composite foam centre and is resistant to most oils & chemicals.

The cork is laminated between two corrugated pads to reduce vibration and noise. Designed to withstand 3.5kg per cm². Ideal for air conditioners, compressors, cooling towers or anywhere where vibration control is needed.

Code EVA	Code Cork / Rubber	Description	Dimensions mm (HxWxL)	Weight	Safe Working Load*
MP-2E	MP-2C	Pad – 50mm	20x50x50	0.04kg	3.5kg per cm²
MP-3E	MP-3C	Pad – 80mm	20x80x80	0.08kg	3.5kg per cm²
MP-4E	MP-4C	Pad – 100mm	20x100x100	0.1kg	3.5kg per cm²
MP-6E	MP-6C	Pad – 150mm	20x150x150	0.3kg	3.5kg per cm²
MP-12E	MP-12C	Pad – 305mm	20x305x305	1.4kg	3.5kg per cm²
MP-18E	MP-18C	Pad – 460mm	20x460x460	3kg	3.5kg per cm²

Rubber Anti-Vibration Pad

Highest quality oil resistant pads, designed to withstand 3.5kg per cm². The rubber pads are corrugated on both sides. Ideal for air conditioners, compressors or anywhere where vibration control is needed.

Code	Description	Dimensions mm (HxWxL)	Weight	Safe Working Load*
MP-2	Rubber Anti-vibration Pad – 50mm	20x50x50	0.04kg	3.5kg per cm²
MP-3	Rubber Anti-vibration Pad – 80mm	20x80x80	0.05kg	3.5kg per cm²
MP-4	Rubber Anti-vibration Pad – 100mm	20x100x100	0.1kg	3.5kg per cm²
MP-6	Rubber Anti-vibration Pad – 150mm	20x150x150	0.2kg	3.5kg per cm²
MP-18	Rubber Anti-vibration Pad – 460mm	20x460x460	1.8kg	3.5kg per cm²

ISO-Cube Anti-Vibration Pads

Natural rubber pads, designed to reduce vibration and noise emanating from refrigeration and air conditioning equipment. The circular design in each pad offers a suction cup effect, which eliminates the need to bolt the pads down. A standard 18" (46cm) pad is divided into eighty-one 2" (5cm) segments, each of which may be cut or torn to provide smaller pads.

Code	Description	Dimensions mm (HxWxL)	Weight	Safe Working Load*
ISO-2	ISO Cube Natural Rubber Pads – 50mm	20x50x50	0.6kg	12.6kg per cm²
ISO-4	ISO Cube Natural Rubber Pads – 100mm	20x100x100	0.18kg	12.6kg per cm²
ISO-18	ISO Cube Natural Rubber Pads – 460mm	20x460x460	3.8kg	12.6kg per cm²

sales@pumph.co.uk +44(0)115 900 5858

Quick Sling®

Quick Sling stands offer light and easy-assembly support for outdoor a/c condensing units and heat pumps. Ideal for raising the condensing unit height in surface installations. The elevated height allows for ease of installation, maintenance and service. Available in three height options.

- Flat-packed for easy handling, transport and storage
- Quick and easy to assemble
- Adjustable to suit outdoor units with fixing feet centres up to 700mm (L) and 430mm (W)
- Each 150mm square foot is height adjustable (up to 30mm) to accommodate uneven surfaces
- Includes anti-vibration mounting bolts
- Epoxy powder coated finish

QSMS1201

QSMS1801

QSMS2401

QUICK-SLING by DIVERSITECH

Code	Description	Length mm	Width mm	Height mm	Safe Working Load	Weight
QSMS1201	Quick Sling Stand – Low	1056	941	305	180kg	10kg
QSMS1801	Quick Sling Stand – Medium	1056	941	450	180kg	13kg
QSMS2401	Quick Sling Stand – High	1056	941	600	180kg	16kg

Portables - Cool Only & Heat / Cool Pump

The portable air conditioners are suitable for offices, computer rooms and light commercial use. The cooling only model is ideal for cooling flats, conservatories or loft conversions during hot summer months. The heat and cool model can be used as an energy efficient form of heating along with cooling. The units come with a hose, tray, remote control and wall kit. Spare parts are available upon request - please enquire for more details.

PAC-C-12S PAC-C-12

Code	Description	Cool Capacity Btu / kW	Heat Capacity Btu / kW	Watts	Amps	Air Flow Volume	EER	COP	Sound Power Level dBA
PAC-C-12	Portable (Cooling)	12,000 / 3.5	N/A	1350	5.9	370m³/h	2.6	N/A	65
PAC-C-12S	Portable (Cooling)	12,000 / 3.5	N/A	1350	5.9	420m³/h	2.6	N/A	56
PAC-H-12	Portable (Heat Pump)	12,000 / 3.5	10,000 / 2.9	1350	5.9	370m³/h	2.6	2.6	65
PAC-H-12S	Portable (Heat Pump)	12,000 / 3.5	12,000 / 3.5	1380	6	420m³/h	2.6	2.7	56

Code	Description	Height mm	Width mm	Depth mm	Weight	Hose Length	Refrigerant	Cooling Area
PAC-C-12	Portable (Cooling)	765mm	467mm	397mm	34kg	1.5m	R410A	18-26m²
PAC-C-12S	Portable (Cooling)	730mm	485mm	360mm	28kg	1.5m	R410A	25-30m²
PAC-H-12	Portable (Heat Pump)	765mm	467mm	397mm	37.5kg	1.5m	R410A	18-26m²
PAC-H-12S	Portable (Heat Pump)	730mm	485mm	360mm	28.5kg	1.5m	R410A	25-30m²

Through-The-Wall Air Conditioner

Wall air conditioners, also known as through-the-wall or in-wall air conditioners, are designed to be a long-lasting fixture. These 12,000 btu air conditioners are mounted into a hole in the wall as a permanent installation. Meets EN14511 standard and EU commission regulation 206/2012. R32 Refrigerant. Supplied with remote controller, this proven, well tested design is suitable for areas up to 23m².

Code	Description	Cool Capacity Btu / kW	Watts	Amps	Air Flow Volume
WAC-C-12-INV	Through-the-wall AC	12,000 / 3.5	1100	5.1	400m³/h

Code	Description	Height	Width	Depth	Weight	Refrigerant	Cooling Area
WAC-C-12-INV	Through-the-wall AC	400mm	560mm	670mm	42kg	R32	16-23m²

Universal Remote Controller

This universal air-conditioning remote controller is compatible with units from all major air conditioning manufacturers. This easy to use, time saving tool is perfect for maintaining and servicing any air conditioning unit.

Code	Max Range	Batteries	Length	Width	Height	Weight
KT-1000	8m	AAA x 2	130mm	46mm	16mm	50g

pump house
sales@pumph.co.uk +44(0)115 900 5858

Cushion Clamps

Cushion Clamps are the industry established method of supporting copper refrigerant tube, especially for multiple pipe runs. The zinc dichromate plating provides excellent corrosion resistance and the polymer insert ensures a positive grip, absorbs shock and vibration and prevents galvanic corrosion.

Code	Pipe Diameter	Diameter
CC-004	1/4	10
CC-006	3/8	10
CC-008	1/2	10
CC-010	5/8	10
CC-012	3/4	10
CC-014	7/8	10
CC-018	1-1/8	10

Code	Pipe Diameter	Diameter
CC-022	1-3/8	10
CC-026	1-5/8	10
CC-034	2-1/8	5
CC-042	2-5/8	5
CC-050	3-1/8	5
CC-058	3-5/8	5
CC-066	4-1/8	5

Threaded Rod Hangers

These clamps support a pair of flow and return insulated copper air conditioning pipes on either M8 or M10 threaded rod. By simply squeezing the tips together, the spring steel rod hanger can be fitted or adjusted in seconds, even after the refrigerant pipes have been installed. Black zinc coating matches the insulation colour and offers corrosion resistance

Code	Description	Liquid Pipe Diameter (inches)	Gas Pipe Diameter (inches)	Threaded Rod Diameter (inches)	Pack Quantity
TRH-1	Threaded Rod Hanger – Size 1	1/4	1/2	M8/M10	10
TRH-2	Threaded Rod Hanger – Size 2	3/8	5/8	M8/M10	10
TRH-3	Threaded Rod Hanger – Sze 3	1/2	7/8	M8/M10	10
TRH-4	Threaded Rod Hanger – Size 4	5/8	1-1/8	M8/M10	10

Grip Fit Clamps

The asymmetric design provides a perfect fit for any one of four pairs of flow and return insulated refrigerant pipes. An 8mm hole allows the clamps to be fixed directly to any flat surface, such as a wall or ceiling. The hinged design allows the product to be installed quickly.

Code	Description	Liquid Pipe Diameter (inches)	Gas Pipe Diameter (inches)	Pack Quantity
GFC-1	Grip Fit Clamp – Size 1	1/4	1/2	10
GFC-2	Grip Fit Clamp – Size 2	3/8	5/8	10
GFC-3	Grip Fit Clamp – Size 3	1/2	7/8	10
GFC-4	Grip Fit Clamp – Size 4	5/8	1-1/8	10

RPC channel clips

The RPC channel clip fits around the pipe and insulation. Ideal for multiple pipe runs, the one piece composite (nylon) alloy clamp absorbs shock and vibration. Quick and easy to install and suitable for temperatures -40°C to +140°C.

Code	Description	Tube OD (inches)	Pack Quantity
RPC-0014	RPC Channel Clip	1/4	10
RPC-0038	RPC Channel Clip	3/8	10
RPC-0012	RPC Channel Clip	1/2	10
RPC-0058	RPC Channel Clip	5/8	10
RPC-0034	RPC Channel Clip	3/4	10
RPC-0078	RPC Channel Clip	7/8	10
RPC-0118	RPC Channel Clip	1-1/8	10
RPC-0138	RPC Channel Clip	1-3/8	10
RPC-0158	RPC Channel Clip	1-5/8	10

RPC studding clips

The studding clips from RPC have a unique way of attaching themselves to the threaded rod.

Simply insert the clip and snap to secure. The ratchet design locks the pipework in place. It will overcome the problems of using cable ties for piping, electrical, optical and network cabling.

Code	Stud Size	Tube OD (inches)	Pack Quantity
SC08-15	Studding Clip M8	5/8	10
SC08-20	Studding Clip M8	3/4	10
SC08-22	Studding Clip M8	7/8	10
SC08-25	Studding Clip M8	1	10
SC08-28	Studding Clip M8	1-1/8	10
SC08-32	Studding Clip M8	1-1/4	10
SC08-35	Studding Clip M8	1-3/8	10
SC08-40	Studding Clip M8	1-1/2	10
SC08-42	Studding Clip M8	1-5/8	10
SC08-50	Studding Clip M8	2	10
SC08-54	Studding Clip M8	2-1/8	10

Code	Stud Size	Tube OD (inches)	Pack Quantity
SC10-15	Studding Clip M10	5/8	10
SC10-20	Studding Clip M10	3/4	10
SC10-22	Studding Clip M10	7/8	10
SC10-25	Studding Clip M10	1	10
SC10-28	Studding Clip M10	1-1/8	10
SC10-32	Studding Clip M10	1-1/4	10
SC10-35	Studding Clip M10	1-3/8	10
SC10-40	Studding Clip M10	1-1/2	10
SC10-42	Studding Clip M10	1-5/8	10
SC10-50	Studding Clip M10	2	10
SC10-54	Studding Clip M10	2-1/8	10

sales@pumph.co.uk +44(0)115 900 5858

RPC InsulClips

The InsulClips allows an uninterrupted vapour seal and eliminates the problem of sweating on metal fittings.

This makes the InsulClip the ideal product to secure the installation of the refrigerant pipes, allowing the vapour seal to run the length of the pipework without cutting the insulation material.

Made from a composite polyamide (nylon) alloy, which has similar tensile strength properties to nylon but better impact strength, especially at low temperatures.

Code	Tube OD (inches)	Pack Quantity
IC00-15	5/8	10
IC00-20	3/4	10
IC00-22	7/8	10
IC00-25	1	10
IC00-28	1-1/8	10
IC00-32	1-1/4	10
IC00-35	1-3/8	10
IC00-40	1-1/2	10
IC00-42	1-5/8	10
IC00-50	2	10
IC00-54	2-1/8	10

RPC Cable Tie Clips

Channel cable tie clips accommodate PVC or metal cable ties up to a width of 17mm. They come in three support base lengths of 50, 65 and 80mm. The channel clips are secured on the channel with a twist lock motion, ready for the cable tie to be inserted to secure the refrigeration pipework.

Clips can be used in temperatures ranging from -40 to 140°C. They have a melting point of 220°C. They can withstand pressures up to 40 MPa, with less than 4% deformation, and provide high resistance to mechanical stress creep. As well as resisting all know solvents, the clips have a low moisture sensitivity.

They also have stable electrical and vibration properties and a high resistance to UV light.

Code	Size (mm)	Pack Quantity
CTC-050	50	10
CTC-065	65	10
CTC-080	80	10

Bronco® Insulation Tube & Pipe Saddle

Put piping in its place with Hydra-Zorb's saddle for insulated tube and pipe. Our patented saddle is one piece, secure, and ultra-fast to install. Requiring no tools or assembly, Bronco® is made of high-strength plastic, making it one of the most stable products on the market. Bronco® fits perfectly on any industry standard anchor channel and includes a self-tapping screw locator. Easy to install onto the channel. Available in white or black to match insulation.

Technical Specification

High strength polypropylene copolymer (PPC)
UV resistant
Temperature range -40 to 178°F

Copper Tube OD Size	Size in inches	Insulation Wall Thickness				
		1/2"	3/4"	1"	1-1/2"	2"
	3/8"	HZSB225	HZSB225	HZSB325	HZSB425	HZSB525
	1/2"	HZSB225	HZSB225	HZSB325	HZSB425	HZSB525
	5/8"	HZSB225	HZSB225	HZSB325	HZSB425	HZSB525
	3/4"	HZSB225	HZSB325	HZSB325	HZSB425	HZSB525
	7/8"	HZSB225	HZSB325	HZSB325	HZSB425	HZSB525
	1-1/8"	HZSB225	HZSB325	HZSB325	HZSB425	HZSB525
	1-3/8"	HZSB325	HZSB325	HZSB425	HZSB525	HZSB625
	1-5/8"	HZSB325	HZSB325	HZSB425	HZSB525	HZSB625
	2-1/8"	HZSB325	HZSB425	HZSB425	HZSB525	HZSB625
	2-5/8"	HZSB425	HZSB425	HZSB525	HZSB625	HZSB825
	3-1/8"	HZSB425	HZSB525	HZSB525	HZSB625	HZSB825
	3-5/8"	HZSB525	HZSB525	HZSB625	HZSB825	HZSB825
	4-1/8"	HZSB525	HZSB625	HZSB625	HZSB825	HZSB825

Code (Black)	Code (White)	Dimension A in (inches)
HZSB225	HZSW225	2-1/4
HZSB325	HZSW325	3-1/4
HZSB425	HZSW425	4-1/4
HZSB525	HZSW525	5-1/4
HZSB625	HZSW625	6-1/4
HZSB825	HZSW825	8-1/4

sales@pumph.co.uk +44(0)115 900 5858

90° Elbow (CxC)

Code	Size (inches)	Pack Qty.
C235-0001-PH	1/4	100
C235-0002-PH	3/8	100
C235-0025-PH	1/2	100
C235-0050-PH	5/8	100
C235-0090-PH	3/4	50
C235-0100-PH	7/8	50
C235-0150-PH	1-1/8	25
C235-0215-PH	1-3/8	10
C235-0295-PH	1-5/8	10
C235-0390-PH	2-1/8	1
C235-0520-PH	2-5/8	1
C235-0650-PH	3-1/8	1
C235-0750-PH	3-5/8	1
C235-0850-PH	4-1/8	1

90° Street Elbow (FxC)

Code	Size (inches)	Pack Qty.
C254-0002-PH	3/8	100
C254-0025-PH	1/2	100
C254-0050-PH	5/8	100
C254-0090-PH	3/4	50
C254-0100-PH	7/8	25
C254-0150-PH	1-1/8	20
C254-0215-PH	1-3/8	10
C254-0295-PH	1-5/8	10
C254-0390-PH	2-1/8	1
C254-0520-PH	2-5/8	1
C254-0650-PH	3-1/8	1
C254-0750-PH	3-5/8	1
C254-0850-PH	4-1/8	1

90° Long Turn Elbow (CxC)

Code	Size (inches)	Pack Qty.
C242-0001-PH	1/4	100
C242-0002-PH	3/8	100
C242-0025-PH	1/2	100
C242-0050-PH	5/8	50
C242-0090-PH	3/4	50
C242-0100-PH	7/8	25
C242-0150-PH	1-1/8	10
C242-0215-PH	1-3/8	10
C242-0295-PH	1-5/8	5
C242-0390-PH	2-1/8	1
C242-0520-PH	2-5/8	1
C242-0650-PH	3-1/8	1
C242-0750-PH	3-5/8	1
C242-0850-PH	4-1/8	1

90° Long Turn Street Elbow (FxC)

Code	Size (inches)	Pack Qty.
C272-0002-PH	3/8	100
C272-0025-PH	1/2	100
C272-0050-PH	5/8	50
C272-0090-PH	3/4	50
C272-0100-PH	7/8	25
C272-0150-PH	1-1/8	10
C272-0215-PH	1-3/8	10
C272-0295-PH	1-5/8	5
C272-0390-PH	2-1/8	1
C272-0520-PH	2-5/8	1
C272-0650-PH	3-1/8	1
C272-0750-PH	3-5/8	1
C272-0850-PH	4-1/8	1

Copper Fittings

45° Elbow (CxC)

Code	Size (inches)	Pack Qty.
C290-0002-PH	3/8	100
C290-0025-PH	1/2	100
C290-0050-PH	5/8	50
C290-0090-PH	3/4	50
C290-0100-PH	7/8	50
C290-0150-PH	1-1/8	25
C290-0215-PH	1-3/8	10
C290-0295-PH	1-5/8	10
C290-0390-PH	2-1/8	1
C290-0520-PH	2-5/8	1
C290-0650-PH	3-1/8	1
C290-0750-PH	3-5/8	1
C290-0850-PH	4-1/8	1

45° Street Elbow (FxC)

Code	Size (inches)	Pack Qty.
C295-0002-PH	3/8	100
C295-0025-PH	1/2	100
C295-0050-PH	5/8	50
C295-0090-PH	3/4	50
C295-0100-PH	7/8	25
C295-0150-PH	1-1/8	20
C295-0215-PH	1-3/8	10
C295-0295-PH	1-5/8	5
C295-0390-PH	2-1/8	1
C295-0520-PH	2-5/8	1
C295-0650-PH	3-1/8	1
C295-0750-PH	3-5/8	1
C295-0850-PH	4-1/8	1

Straight Coupler (CxC)

Code	Size (inches)	Pack Qty.
C165-0001-PH	1/4 x 1/4	100
C165-0002-PH	3/8 x 3/8	100
C165-0025-PH	1/2 x 1/2	100
C165-0050-PH	5/8 x 5/8	100
C165-0090-PH	3/4 x 3/4	100
C165-0100-PH	7/8 x 7/8	50
C165-0150-PH	1-1/8 x 1-1/8	25
C165-0215-PH	1-3/8 x 1-3/8	25
C165-0295-PH	1-5/8 x 1-5/8	10
C165-0390-PH	2-1/8 x 2-1/8	5
C165-0520-PH	2-5/8 x 2-5/8	1
C165-0650-PH	3-1/8 x 3-1/8	1
C165-0750-PH	3-5/8 x 3-5/8	1
C165-0850-PH	4-1/8 x 4-1/8	1

End Cap

Code	Size (inches)	Pack Qty.
C154-0002-PH	3/8	100
C154-0025-PH	1/2	100
C154-0050-PH	5/8	50
C154-0090-PH	3/4	50
C154-0100-PH	7/8	25
C154-0150-PH	1-1/8	25
C154-0215-PH	1-3/8	10
C154-0295-PH	1-5/8	10
C154-0390-PH	2-1/8	5
C154-0520-PH	2-5/8	1
C154-0650-PH	3-1/8	1
C154-0750-PH	3-5/8	1
C154-0850-PH	4-1/8	1

sales@pumph.co.uk +44(0)115 900 5858

Reducer Coupler (CxC)

Code	Size (inches) 1	2	Pack Qty.
C165-0007-PH	3/8	1/4	100
C165-0032-PH	1/2	3/8	100
C165-0033-PH	1/2	1/4	100
C165-0058-PH	5/8	1/2	100
C165-0059-PH	5/8	3/8	100
C165-0093-PH	3/4	5/8	50
C165-0094-PH	3/4	1/2	100
C165-0107-PH	7/8	5/8	50
C165-0108-PH	7/8	1/2	50
C165-0149-PH	7/8	3/4	50
C165-0159-PH	1-1/8	7/8	25
C165-0160-PH	1-1/8	5/8	25
C165-0161-PH	1-1/8	1/2	25
C165-1498-PH	1-1/8	3/4	25
C165-0222-PH	1-3/8	1-1/8	25
C165-0223-PH	1-3/8	7/8	25
C165-0224-PH	1-3/8	5/8	10
C165-0030-PH	1-5/8	1-3/8	10
C165-0304-PH	1-5/8	1-1/8	10
C165-0305-PH	1-5/8	7/8	10
C165-0398-PH	2-1/8	1-5/8	10
C165-0399-PH	2-1/8	1-3/8	10
C165-0400-PH	2-1/8	1-1/8	10
C165-0401-PH	2-1/8	7/8	10
C165-0531-PH	2-5/8	2-1/8	1
C165-0532-PH	2-5/8	1-5/8	1
C165-0533-PH	2-5/8	1-3/8	1
C165-0662-PH	3-1/8	2-5/8	1
C165-0663-PH	3-1/8	2-1/8	1
C165-0664-PH	3-1/8	1-5/8	1
C165-0790-PH	3-5/8	3-1/8	1
C165-0852-PH	4-1/8	2-5/8	1

Reducer Coupler (FxC)

Code	Size (inches) 1	2	Pack Qty.
C410-0007-PH	3/8	1/4	100
C410-0032-PH	1/2	3/8	100
C410-0033-PH	1/2	1/4	100
C410-0058-PH	5/8	1/2	100
C410-0059-PH	5/8	3/8	100
C410-0093-PH	3/4	5/8	50
C410-0094-PH	3/4	1/2	50
C410-0095-PH	3/4	3/8	50
C410-0107-PH	7/8	5/8	50
C410-0108-PH	7/8	1/2	50
C410-0109-PH	7/8	3/8	50
C410-0149-PH	7/8	3/4	50
C410-0159-PH	1-1/8	7/8	25
C410-1498-PH	1-1/8	3/4	25
C410-0160-PH	1-1/8	5/8	25
C410-0161-PH	1-1/8	1/2	25
C410-0222-PH	1-3/8	1-1/8	25
C410-0223-PH	1-3/8	7/8	25
C410-0224-PH	1-3/8	5/8	25
C410-0303-PH	1-5/8	1-3/8	10
C410-0304-PH	1-5/8	1-1/8	10
C410-0305-PH	1-5/8	7/8	10
C410-0306-PH	1-5/8	5/8	10
C410-0398-PH	2-1/8	1-5/8	10
C410-0399-PH	2-1/8	1-3/8	10
C410-0400-PH	2-1/8	1-1/8	10
C410-0401-PH	2-1/8	7/8	10
C410-0402-PH	2-1/8	5/8	10
C410-0531-PH	2-5/8	2-1/8	1
C410-0532-PH	2-5/8	1-5/8	1
C410-0533-PH	2-5/8	1-3/8	1
C410-0662-PH	3-1/8	2-5/8	1
C410-0663-PH	3-1/8	2-1/8	1
C410-0664-PH	3-1/8	1-5/8	1
C410-0754-PH	3-5/8	3-1/8	1
C410-0850-PH	4-1/8	2-1/8	1
C410-0852-PH	4-1/8	2-5/8	1
C410-0854-PH	4-1/8	3-1/8	1

Copper Fittings

Male Adaptor (C x Male NPT)

Code	Size (inches) 1	2	Pack Qty.
C101-0005-PH	3/8 x	1/2	50
C101-0007-PH	3/8 x	1/8	50
C101-0025-PH	1/2 x	3/8	50
C101-0050-PH	5/8 x	1/2	50
C101-0057-PH	5/8 x	3/4	50
C101-0058-PH	5/8 x	3/8	50
C101-0100-PH	7/8 x	3/4	10
C101-0150-PH	1-1/8 x	1	5
C101-0159-PH	1-1/8 x	3/4	5
C101-0215-PH	1-3/8 x	1-1/4	5
C101-0295-PH	1-5/8 x	1-1/2	2
C101-0390-PH	2-1/ x	2	1

Female Adaptor (C x Female NPT)

Code	Size (inches) 1	2	Pack Qty.
C105-0025-PH	3/8 x	1/2	50
C105-0050-PH	5/8 x	1/2	50
C105-0057-PH	5/8 x	3/4	25
C105-0058-PH	3/8 x	5/8	50
C105-0059-PH	1/4 x	5/8	50
C105-0100-PH	7/8 x	3/4	10
C105-0107-PH	7/8 x	1/2	10
C105-0150-PH	1-1/8 x	1	5
C105-0159-PH	1-1/8 x	3/4	5
C105-0215-PH	1-3/8 x	1-1/4	5
C105-0295-PH	1-5/8 x	1-1/2	2
C105-0390-PH	2-1/8 x	2	1

180° Return Bend

Code	Size (inches) 1	2	Pack Qty.
C180-0002-PH	3/8 x	1-1/2	100
C180-0025-PH	1/2 x	1-1/2	100
C180-0050-PH	5/8 x	1-7/8	50
C180-0090-PH	3/4 x	2-1/4	50
C180-0100-PH	7/8 x	2-1/2	50
C180-0150-PH	1-1/8 x	3	50
C180-0215-PH	1-3/8 x	3	25
C180-0295-PH	1-5/8 x	3-1/2	25
C180-0390-PH	2-1/8 x	5-1/2	25

U-Type Strap

Code	Size (inches)	Pack Qty.
C947-0025-PH	1/2	100
C947-0050-PH	5/8	50
C947-0090-PH	3/4	50
C947-0100-PH	7/8	50
C947-0150-PH	1-1/8	10
C947-0215-PH	1-3/8	10
C947-0295-PH	1-5/8	10
C947-0390-PH	2-1/8	5

sales@pumph.co.uk +44(0)115 900 5858

Reducing Tee (CxCxC)

Code	Size (inches) 1	2	3	Pack Qty.
C460-0005-PH	3/8 x	3/8 x	1/4	100
C460-0006-PH	3/8 x	3/8 x	1/2	100
C460-0031-PH	1/2 x	1/2 x	5/8	100
C460-0032-PH	1/2 x	1/2 x	3/8	100
C460-0033-PH	1/2 x	1/2 x	1/4	100
C460-0040-PH	1/2 x	3/8 x	1/2	100
C460-0041-PH	1/2 x	3/8 x	3/8	100
C460-0056-PH	5/8 x	5/8 x	1-1/8	25
C460-0057-PH	5/8 x	5/8 x	7/8	25
C460-0058-PH	5/8 x	5/8 x	1/2	50
C460-0059-PH	5/8 x	5/8 x	3/8	50
C460-0066-PH	5/8 x	1/2 x	5/8	50
C460-0067-PH	5/8 x	1/2 x	1/2	50
C460-0068-PH	5/8 x	1/2 x	3/8	50
C460-0076-PH	5/8 x	3/8 x	1/2	50
C460-0087-PH	5/8 x	5/8 x	3/4	50
C460-0092-PH	3/4 x	3/4 x	7/8	50
C460-0093-PH	3/4 x	3/4 x	5/8	50
C460-0094-PH	3/4 x	3/4 x	1/2	50
C460-0095-PH	3/4 x	3/4 x	3/8	50
C460-0098-PH	3/4 x	5/8 x	5/8	50
C460-0106-PH	7/8 x	7/8 x	1-1/8	25
C460-0107-PH	7/8 x	7/8 x	5/8	25
C460-0108-PH	7/8 x	7/8 x	1/2	25
C460-0109-PH	7/8 x	7/8 x	3/8	25
C460-0111-PH	7/8 x	1/2 x	7/8	25
C460-0117-PH	7/8 x	5/8 x	7/8	25
C460-0118-PH	7/8 x	5/8 x	5/8	25
C460-0119-PH	7/8 x	5/8 x	1/2	25
C460-0127-PH	7/8 x	1/2 x	5/8	25
C460-0157-PH	1-1/8 x	1-1/8 x	1-5/8	10
C460-0158-PH	1-1/8 x	1-1/8 x	1-3/8	10
C460-0159-PH	1-1/8 x	1-1/8 x	7/8	10
C460-1498-PH	1-1/8 x	1-1/8 x	3/4	10
C460-0160-PH	1-1/8 x	1-1/8 x	1/2	10
C460-0169-PH	1-1/8 x	7/8 x	1-1/8	10
C460-0170-PH	1-1/8 x	7/8 x	7/8	10
C460-0171-PH	1-1/8 x	7/8 x	5/8	10
C460-0180-PH	1-1/8 x	5/8 x	1-1/8	10
C460-0181-PH	1-1/8 x	5/8 x	7/8	10

Code	Size (inches) 1	2	3	Pack Qty.
C460-0220-PH	1-3/8 x	1-3/8 x	2-1/8	5
C460-0221-PH	1-3/8 x	1-3/8 x	1-5/8	10
C460-0222-PH	1-3/8 x	1-3/8 x	1-1/8	10
C460-0223-PH	1-3/8 x	1-3/8 x	7/8	10
C460-0224-PH	1-3/8 x	1-3/8 x	5/8	10
C460-0234-PH	1-3/8 x	1-1/8 x	1-3/8	10
C460-0235-PH	1-3/8 x	1-1/8 x	1-1/8	10
C460-0237-PH	1-3/8 x	1-1/8 x	5/8	10
C460-0245-PH	1-3/8 x	7/8 x	1-3/8	10
C460-0246-PH	1-3/8 x	7/8 x	1-1/8	10
C460-0247-PH	1-3/8 x	7/8 x	7/8	10
C460-0302-PH	1-5/8 x	1-5/8 x	2-1/8	5
C460-0303-PH	1-5/8 x	1-5/8 x	1-3/8	5
C460-0304-PH	1-5/8 x	1-5/8 x	1-1/8	5
C460-0305-PH	1-5/8 x	1-5/8 x	7/8	5
C460-0306-PH	1-5/8 x	1-5/8 x	5/8	5
C460-0315-PH	1-5/8 x	1-3/8 x	1-5/8	5
C460-0316-PH	1-5/8 x	1-3/8 x	1-3/8	5
C460-0328-PH	1-5/8 x	1-1/8 x	1-5/8	5
C460-0330-PH	1-5/8 x	1-1/8 x	1-1/8	5
C460-0331-PH	1-5/8 x	1-1/8 x	7/8	5
C460-0339-PH	1-5/8 x	7/8 x	1-5/8	5
C460-0397-PH	2-1/8 x	2-1/8 x	2-5/8	1
C460-0398-PH	2-1/8 x	2-1/8 x	1-5/8	1
C460-0399-PH	2-1/8 x	2-1/8 x	1-3/8	1
C460-0400-PH	2-1/8 x	2-1/8 x	1-1/8	1
C460-0401-PH	2-1/8 x	2-1/8 x	7/8	1
C460-0414-PH	2-1/8 x	1-5/8 x	1-5/8	1
C460-0416-PH	2-1/8 x	1-5/8 x	1-1/8	1
C460-0417-PH	2-1/8 x	1-5/8 x	7/8	1
C460-0429-PH	2-1/8 x	1-3/8 x	2-1/8	1
C460-0431-PH	2-1/8 x	1-3/8 x	1-3/8	1
C460-0432-PH	2-1/8 x	1-3/8 x	1-1/8	1
C460-0531-PH	2-5/8 x	2-5/8 x	2-1/8	1
C460-0532-PH	2-5/8 x	2-5/8 x	1-5/8	1
C460-0533-PH	2-5/8 x	2-5/8 x	1-3/8	1
C460-0534-PH	2-5/8 x	2-5/8 x	1-1/8	1
C460-0535-PH	2-5/8 x	2-5/8 x	7/8	1
C460-0549-PH	2-5/8 x	2-1/8 x	2-1/8	1
C460-0663-PH	3-1/8 x	3-1/8 x	2-1/8	1
C460-0664-PH	3-1/8 x	3-1/8 x	1-5/8	1

Copper Fittings

Equal Tee (CxCxC)

Code	Size (inches)	Pack Qty.
C460-0001-PH	1/4	100
C460-0002-PH	3/8	100
C460-0025-PH	1/2	100
C460-0050-PH	5/8	50
C460-0090-PH	3/4	50
C460-0100-PH	7/8	25
C460-0150-PH	1-1/8	10
C460-0215-PH	1-3/8	10
C460-0295-PH	1-5/8	5
C460-0390-PH	2-1/8	1
C460-0520-PH	2-5/8	1
C460-0650-PH	3-1/8	1
C460-0750-PH	3-5/8	1
C460-0850-PH	4-1/8	1

P Trap

Code	Size (inches)	Pack Qty.
C533-0050-PH	5/8	5
C533-0090-PH	3/4	2
C533-0100-PH	7/8	2
C533-0150-PH	1-1/8	1
C533-0215-PH	1-3/8	1
C533-0295-PH	1-5/8	1
C533-0390-PH	2-1/8	1

sales@pumph.co.uk +44(0)115 900 5858

Short Machine Flare Nut

Code	Size (inches)	Pack Quantity
DN1-3	3/16	10
DN1-4	1/4	10
DN1-5	5/16	10
DN1-6	3/8	10
DN1-8	1/2	10
DN1-10	5/8	10
DN1-12	3/4	10
DN1-14	7/8	5

Short Forged Flare Nut

Code	Size (inches)	Pack Quantity
DNS4-4	1/4	10
DNS4-6	3/8	10
DNS4-8	1/2	10
DNS4-10	5/8	10
DNS4-12	3/4	10
DNS4-14	7/8	5

Flare Tee

Code	Size (inches)	Pack Quantity
DT2-4	1/4	10
DT2-6	3/8	10
DT2-8	1/2	10
DT2-10	5/8	10

Cap

Code	Size (inches)	Pack Quantity
DN5-4	1/4	10
DN5-6	3/8	10

Plug

Code	Size (inches)	Pack Quantity
DP2-4	1/4	10
DP2-6	3/8	10
DP2-8	1/2	10
DP2-10	5/8	10

Flare and MPT Elbow

Code	Size (inches)	Pack Quantity
DE1-4B	1/4	10
DE1-6C	3/8	10
DE1-8D	1/2	10
DE1-12E	5/8	10

Flare & MPT Red Elbow

Code	Size (inches)	Pack Quantity
DE1-6B	3/8 x 1/4 MPT	10
DE1-6D	3/8 x 1/2 MPT	10
DE1-8E	1/2 x 3/4 MPT	10
DE1-10D	5/8 x 1/2 MPT	10
DE1-12D	3/4 x 1/2 MPT	10

Fare Union

Code	Size (inches)	Pack Quantity
DU2-4	1/4	10
DU2-6	3/8	10
DU2-8	1/2	10
DU2-10	5/8	10
DU2-12	3/4	10

R410a & R32 Transitional Fitting

Code	Size (inches)	Pack Quantity
20128	5/16 x 1/4	1

Brass & Access Fittings

Flare Union x MPT

DU1-8B

Code	Size (inches)	Pack Quantity
DU1-4A	1/4 x 1/8 MPT	10
DU1-4B	1/4 x 1/4 MPT	10
DU1-6B	3/8 x 1/4 MPT	10
DU1-6C	3/8 x 3/8 MPT	10
DU1-6D	3/8 x 1/2 MPT	10
DU1-6E	3/8 x 3/4 MPT	10
DU1-8B	1/2 x 1/4 MPT	10
DU1-8C	1/2 x 3/8 MPT	10
DU1-8D	1/2 x 1/2 MPT	10
DU1-8E	1/2 x 3/4 MPT	10
DU1-10D	5/8 x 1/2 MPT	10
DU1-10E	5/8 x 3/4 MPT	10
DU1-12D	3/4 x 1/2 MPT	10
DU1-12E	3/4 x 3/4 MPT	10

Flare x Flare Swivel Union

DUS4-6

Code	Size (inches)	Pack Quantity
DUS4-4	1/4 x 1/4	10
DUS4-6	3/8 x 3/8	10
DUS4-8	1/2 x 1/2	10

Flare x FPT Union

DU3-6D

Code	Size (inches)	Pack Quantity
DU3-6C	3/8 x 3/8 FPT	10
DU3-6D	3/8 x 1/2 FPT	10
DU3-8C	1/2 x 3/8 FPT	10
DU3-8D	1/2 x 1/2 FPT	10
DU3-10D	5/8 x 1/2 FPT	10
DU3-10E	5/8 x 3/4 FPT	10

Access Fittings

VAU-24

VST-46

VST-44X

VA-3-346

VT-24

Code	Description	Size (inches)	Pack Quantity
VA-3-356	3-Way Solder Fitting	3/16 OD to 1/4 & 3/8	6
VA-34	Straight Solder Fitting	3/16 ODS x 1/4 ODF	6
VA-A6	Straight Solder Fitting	1/4 ODS x 3/8 ODF	6
VA-68	Straight Solder Fitting	3/8 ODS x 1/2 ODF	6
VAU-24	Half Union	1/8 MPT	6
VAU-45	Half Union	1/4 MPT	6
VAX-3	Extended Copper Tube Fitting	1/4 SAE Flare with 3/16 OD x 1/8 ID with 2inch tail	6
VAX-4	Extended Copper Tube Fitting	1/4 SAE Flare with 1/4 OD x 3/16 ID with 2inch tail	6
VAX-4B	Extended Copper Tube Fitting	1/4 SAE Flare with 1/4 OD x 3/16 ID with 2inch tail	100
VAX-4B-6	Extended Copper Tube Fitting	1/4 SAE Flare with 1/4 OD x 3/16 ID with 6inch tail	1
VAX-5	Extended Copper Tube Fitting	1/4 SAE Flare with 5/16 OD x 1/4 ID with 2inch tail	3
VAX-5-PH	Extended Copper Tube Fitting	5/16 SAE Flare (R410a) with 1/4 OD x 3/16 ID with 2inch tail	1
VAX-6	Extended Copper Tube Fitting	1/4 SAE Flare with 3/8 OD x 5/16 ID with 2inch tail	3
VC-4	SAE Flare Cap 1/4	Plain Cap	12
VC-4R	SAE Flare Cap 1/4	Cap with Core Remover	12
VS-4	Access Fitting – Female Flare	Female 1/4 SAE Swivel Nut w/Depressor x 1/4 SAE male flare	3
VST-4	Swivel Tee 1/4	1/4 SAE Flare x 1/4 SAE Flare on run x 1/4 Female Swivel on branch	3
VST-44	Swivel Tee 1/4	1/4 SAE Flare x 1/4 Female Swivel on run x 1/4 SAE Flare on branch	3
VST-4X	Swivel Tee 1/4 with depressor	1/4 SAE Flare x 1/4 SAE Flare on run x 1/4 Female Swivel on branch	3
VST-44X	Swivel Tee 1/4 with depressor	1/4 SAE Flare x 1/4 Female Swivel on run x 1/4 SAE Flare on branch	3
VTR-24	Threaded Tee Fitting	1/8 MPT x 1/4 Male SAE Flare on run x 1/4 SAE Male Flare on branch	3
VTS-10	Solder Tee Fitting	5/8 ODS x 5/8 ODS on run with 1/4 SAE Male Flare on branch	3
VTS-46	Solder Tee Fitting	1/4 ODS x 1/4 ODS on run with 1/4 SAE Male Flare on branch	3
VTS-68	Solder Tee Fitting	3/8 ODS x 3/8 ODS on run with 1/4 SAE Male Flare on branch	3
VTS-810	Solder Tee Fitting	1/2 ODS x 1/2 ODS on run with 1/4 SAE Male Flare on branch	3
VUR-4	Full Union	1/4 OD SAE Flare x 1/4 SAE Flare with Cap	6
MSA-44	Adaptor – SAE Female to MNPT	1/4 SAE Female Swivel x 1/4 MNPT	2

sales@pumph.co.uk +44(0)115 900 5858

More products than you'll ever need
80,000 sq ft across our 3 different storage facilities
We trade in over 30 countries
What you want, when you want it, where you want it
pump house
DIVERSITECH company

5 Litre Concentrated Cleaners - PRO RANGE

Already established as a leading brand of professional coil cleaning and maintenance products, the DiversiTech PRO-RANGE of concentrated coil cleaners are designed to provide outstanding cleaning results combined with minimal environmental impact and maximum economy. Pro Universal is registered as NSF Food Safe, making it ideal to use in and around food processing areas.

Code	Description	Size	Suitable for use on ...
PRO-UNIV-GB	Concentrated – Indoor & Outdoor NSF Registered Food Safe Coil Cleaner	5 Litre	Condensers / Evaporators / Air Filters
PRO-FOAM+GB	Concentrated – Heavy Duty Alkaline Based Condensing Coil Cleaner	5 Litre	Condensers
PRO-CARE-GB	Concentrated – Evaporator Coil Cleaner with Disinfectant	5 Litre	Evaporators / Protecting & Disinfectants
PRO-CLEAN-GB	Concentrated – Alkaline Based Evaporator & Condensing Coil Cleaner	5 Litre	Condensers / Evaporators
PRO-COOL-GB	Concentrated – Non-Odour Liquid Ice Machine Cleaner	5 Litre	Ice Machines
PRO-SCALE-GB	Concentrated - Lime Scale Remover	5 Litre	Condensers / Exchangers
PRO-GREEN-GB	Concentrated - Environmentally Friendly Indoor and Outdoor Coil Cleaner	5 Litre	Condensers / Evaporators / Air Filers

1 Litre Pre-Mixed Cleaners G2G RANGE

The DiversiTech G2G-RANGE (Good to Go) are pre-mixed coil cleaners in a 1 litre convenient trigger bottle for quick and easy application.

G2G Universal is registered as NSF Food Safe, making it ideal to use in and around food processing areas.

Code	Description	Size	Suitable for use on ...
G2G-UNIV-GB	Pro Universal Pre-Mixed Coil Cleaner	1 Litre	Condensers / Evaporators / Air Filters
G2G-FOAM+GB	Foaming Alkaline Based Pre-Mixed Coil Cleaner	1 Litre	Condensers
G2G-CARE-GB	Liquid Coil Cleaner with Disinfectant	1 Litre	Evaporators / Protecting & Disinfectant
G2G-GREEN+GB	Environmentally Friendly Pre-Mixed Coil Cleaner	1 Litre	Condensers / Evaporators / Air Filter
G2G-BUBBLE-GB	Bubble Up Leak Detector Pre-Mixed	1 Litre	Leak Detector

sales@pumph.co.uk +44(0)115 900 5858

Aerosols

Pump House are proud to present our re-branded range of aerosol cleaners. These professional aerosols are the perfect blend of high performance and excellent economy.

The range has seen improvements in formulation, scent, name and appearance.

Code	Description	Size	Suitable for use on ...
AER-D-600	Coil Clean - Universal Coil Cleaner	600ml	Condensers / Evaporators
AER-F-600	Coil Foam - Heavy Duty Condenser Cleaner	600ml	AC & Refrigeration Condenser Coils
AER-I-600	Coil Care - Evaporator Cleaner & Disinfectant	600ml	Condensers / Evaporators
AER-C-600	Case Clean – Case, Fascia & Glass Cleaner	600ml	Fan Coils, Cassette Units & Boiler Cases
AER-O-500	Grease Buster – Solvent Based Cleaner & Degreaser	600ml	Fan Coils, Cassette Units & Boiler Cases
AER-B-500	Leak Seek – Bubble Up Detector Spray	500ml	Leak Detector

Odour Elimination

The Smell Buster range is a unique odour elimination product that effectively neutralises bad smells in air conditioning systems.

Available in 1 Litre pre-mixed spray bottles, 60g twin pack, 12g ten pack and 225g tray.

Code	Description	Size	Suitable for use on ...
SMELL-BUSTER-SMALL	Smell Buster – 12g tables (pack of 10)	12g (pack of 10)	RAC Systems
SMELL-BUSTER	Smell Buster – 60g tables (pack of 2)	60g (pack of 2)	RAC Systems
SMELL-BUSTER-8	Smell Buster – 225g (Tub)	225g (Tub)	RAC Systems
G2G-SMELL-BUSTER	Smell Buster Pre Mixed	1 Litre	RAC Systems

Compression Sprayers

Various hand held and compression sprayers are available for applying coil cleaners to the coils. Designed for a fast and easy application

Code	Description	Capacity
1002	Hand Held Sprayer	1.4 Litres
2601	Compression Sprayer – 1 Gallon	3.8 Litres
2602	Compression Sprayer – 2 Gallon	7.4 Litres
2603	Compression Sprayer – 3 Gallon	11.4 Litres

Power Sprayer

The DiversiTech PS-1 portable power sprayer is a highly efficient machine designed for fast and easy application of coil cleaning products. Powered by a 12V/10Ah rechargeabe battery, the sprayer saves labour time and is up to 3 - 4 times more efficient than a conventional compression sprayer. The sprayer can be operated continuously for up to 10 hours, included are three changeable nozzles to give you the right spray for any situation.

Code	Description	Capacity
PS-1	Rechargeable Backpack Sprayer	15.2 Litres

Diversi-Flush™

Dirty and contaminated system? We have a unique system and line cleaning solution, ideal for dealing with compressor burn outs, R22 retrofits and equipment upgrades and replacements.

Effectively removes all traces of residual oil and contaminants, this easy-to-use kit includes everything needed to quickly and effectively clean the entire system.

Code	Description	Size	Suitable for use on ...
PF-KIT-EU	Diversi-Flush HVAC Flushing Kit – includes refill	480ml	Compressor Burnouts, R22 retrofits, upgrades
PF-16-EU	Diversi-Flush Solvent Refill	480ml	Compressor Burnouts, R22 retrofits, upgrades
PF-ADAPTOR	Line Set Adaptor		Compressor Burnouts, R22 retrofits, upgrades

DrainGun™

Blocked drain line - no problem with our DrainGun™ This lightweight, portable tool is designed to unblock condensate drain lines and other pipework instantly.

Simply insert a CO_2 cartridge in to the DrainGun and with a press of the trigger, SWOOSH, 800 psi of food grade CO_2 blows the blockage out.

Code	Description	Size
GG-1	Drain Gun Line Cleaner	Single Pack
GGC-6	Drain Gun – Pack of 6, CO^2 Cartridges	Pack of 6
GG-1A	Drain Gun – Adaptor Kit – for larger tubes, oil lines and 90 degree angles	3 adaptors
GG-1H	Drain Gun – Hose Assembly	Single Pack

sales@pumph.co.uk +44(0)115 900 5858

Nitrogen Purge Tool

The DP-1 Nitrogen Purge Tool is a quick and easy way to purge copper pipes with nitrogen. Connect and turn the dial, this switches to a very low flow of nitrogen to braze the copper. It has a durable aluminium design so you can just throw it into your tool bag when you are done.

Code	Description	Qty	Suitable for use on ...
DP-1	Nitrogen Purge Tool	1	Purging and controlling the flow of nitrogen through pipework during brazing

Universal Copper Spun Driers

Manufactured with the latest generation molecular sieves and compatible with many refrigerants including R134a , our universal copper spun driers can be used in all hermetic and open compressor refrigeration systems. This includes commercial and domestic refrigerators, freezers and air conditioners up to 2.0 HP. The driers are hermetically sealed with extended ends.

Code	Outlet	Inlet	Diameter	Length	Desiccant R12	Tonnage	Qty
DX-3	1/4" (6mm)	1/4" (6mm)	3/4" (19mm)	7-11/16" (195mm)	10	1/2 (1.75kW)	1
DX-4	Multiple	1/4" (6mm)	1" (6mm)	9" (228mm)	18	1-1/2 (5kW)	1
DXA-5	1/4" (6mm)	1/4" (6mm)	1" (6mm)	9-1/4" (235mm)	20	1-1/2 (5kW)	1

Telescopic Inspection Mirrors

Fast, accurate visual inspection of hidden areas with an almost limitless number of positions. Double ball joint links swivel mirrors for viewing 360 degrees. Precision engineered links are made from tempered spring steel to withstand the stresses of constant repositioning. Moves freely and holds in the desired position.

Code	Description	Qty
M-1	Mirror 1-1/4" circular – extends 6-1/4" to 18-1/4"	1
M-1R	Replacement Head for M-1	1
M-2	Mirror 2-1/4" circular – extends 10" to 14"	1
M-2R	Replacement Head for M-2	1
M-3	Mirror 2-1/8" x 3-1/2" rectangular – extends 11-1/4" to 15-1/4"	1
M-3R	Replacement Head for M-3	1
M-4	Mirror 7/8" Circular – extends 6-1/2"	1
M-5	Mirror 1" x 2" Oval – extends 8-1/2"	1

Fin-Tools & SuperComb

The Multihead fin-tool conveniently straightens and cleans condenser and evaporator fins. Each nylon head slides into the master handle and tightens in place. Heads are coloured and engraved with the size for fast identification. The metal fin straighteners have heavy duty spring wire bristles. The SuperComb has 6 coloured fins. The fin brush is a plastic handled fin brush to clean condenser and evaporator fins

Code	Description	Qty
T-1	Handle Only	1
T-100	Kit 1 – Handle with 6 Heads – 8,9,10,11,12,14	1
T-101	Kit 2 – Handle with 6 Heads – 13,15,16,17,18,20	1
T-8	Head 8 FPI – Orange	Pack of 3
T-9	Head 9 FPI – Yellow	Pack of 3
T-10	Head 10 FPI – Neutral	Pack of 3
T-11	Head 11 FPI – Blue	Pack of 3
T-12	Head 12 FPI – Green	Pack of 3
T-13	Head 13 FPI – Pink	Pack of 3
T-14	Head 14 FPI – Light Green	Pack of 3
T-15	Head 15 FPI – Aqua	Pack of 3
T-16	Head 16 FPI – Brown	Pack of 3
T-20	Head 20 FPI – Purple	Pack of 3
T-21	Head 21& 22 FPI - Rose	Pack of 3

Code	Description	Qty
T-200	Fin Tool	1
T-300	Fin Tool with Heavy Duty Bicycle Handle	1

Code	Description	Qty
T-400	Set of 6 T-408, T409, T-410, T411, T417, T418	1
T-408	8 and 10 FPI – Orange	1
T-409	9 and 15 FPI – Yellow	1
T-411	11 and 13 FPI – Blue	1
T-412	12 and 14 FPI – Green	1
T-417	16 and 17 FPI – Lime	1
T-418	18 and 20 PI – Red	1

Code	Description	Qty
B-26	Fin Brush	12

Compressor TOTE

Makes light work of a heavy job. Made from a strong powder coated steel. Recommended for use with all compressors up to 5 tons.

Code	Description	Qty
ACT-6	Compressor Tote	6

pump house
sales@pumph.co.uk +44(0)115 900 5858

Cliplight - Pivot™ Torches

The Pivot™ range has a 360 degree swivel hook and is magnetic at the base and back. Available in colours Yellow/Black and Camo. All models are supplied with three AAA batteries.

Code	Description	Colour	Lumens	UOM	Master Qty
111114	Pivot – 5 LED Work Light	Yellow / Black	240	Each	Pack of 9
111115	Pivot Mini – 18 LED Front Light / 3 LED Top	Yellow / Black	120	Each	Pack of 12
111117	Pivot Mini – 18 LED Front Light / 3 LED Top	Camo	120	Each	Pack of 12
24-458	Pivot 33 – 28 LED Front Light / 5 LED Top	Yellow / Black	160	Each	Pack of 9
24-460	Pivot 33 – 28 LED Front Light / 5 LED Top	Camo	160	Each	Pack of 9

Cliplight - Clipstrip™ Torches

The Clipstrip™ range is a powerful pocket light with clip, available in colours Yellow/Black and Camo.

A waterproof aqua clipstrip is available. All models are supplied with three AAA batteries.

Code	Description	Colour	Lumens	UOM	Master Qty
111112	Clipstrip – Pocket Light	Yellow / Black	140	Each	Pack of 12
111116	Clipstrip – Pocket Light	Camo	140	Each	Pack of 12
111113	Clipstrip – Aqua Pocket Light	Yellow / Black	180	Each	Individual

Cliplight - HEMI™ Torches

The HEMI™ torches are available in Hemi Mini and Hemi Plus versions.

Available in colours Yellow & Black, these models are supplied a rechargeable cable, are super bright and have a top clip to hang the torch in most locations.

Code	Description	Colour	Lumens	UOM	Master Qty
114301	Hemi – Mini Rechargeable Light	Black	1000/500	Each	Individual
114302	Hemi – Plus Rechargeable Light	Yellow / Black	1200	Each	Individual

Torches, Lights

Cliplight Seeker™ Torches

The Seeker™ range has a mini and max version. The UV light provides a circular spotlight with wide, focused or strobing capacities.

The mini can fit easily in your pocket and runs from AAA batteries. The max runs from a rechargeable lithium battery.

Code	Description	Colour	Lumens	UOM	Master Qty
84DCPLUS	Seeker – Mini UV LED Circular Spotlight	Red	UV Light	Each	Individual
87DCPLUS	Seeker – Max UV LED Rechargeable Circular Spotlight	Red	UV Light	Each	Individual

Cliplight Focus & Strobe

The Focus & Strobe light packs a big punch for a small light. The powerful single blue LED delivers a constant or stobe beam , which can be focused for intensity.

Code	Description	Colour	Lumens	UOM	Master Qty
111201	Focus & Strobe	Blue	180	Each	Individual

Pure-Beam™ Ultraviolet Light

Pure-Beam™ ultraviolet light is designed for HVAC air disinfection and surface irradiation. The 17 watt UV-C lamp is a powerful tool to improve indoor air quality. It can be installed in the HVAC system or ductwork on either the return or supply air side of the furnace or air handler.

Exposure to Pure-Beam™ significantly reduces air contamination caused by fungus, mold, and viruses and can cleanse surfaces overcome by mold and slime. Includes the UV lamp, a UL listed ceramic base, and mounting bracket.

Code	Description	Colour	Lumens	UOM	Master Qty
UV-1	Ultraviolet Light with 24 VAC elec. Ballast	Blue	180	Each	individual

sales@pumph.co.uk +44(0)115 900 5858

The Purifier - Fresh Ozone Machine

The purifier fresh ozone machine incorporates the latest in ozone purification technology to eliminate VOC's, mold, mildew, bacteria and viruses. Ideal for use in homes, offices, hotels, businesses to combat lingering odours.

Code	Description	Dimensions (H x W x L) in mm	Colour	Voltage	Weight
170AIRP	The Purifier – Fresh Air Ozone Machine	139.7mm x 139.7mm x 343mm	Silver	240V	2.3kg

Code	Description
170AIRFAN	The Purifier – Replacement Fan
410212	The Purifier – Replacement Bulb
170AIRPCB	The Purifier – Replacement Circuit Board
UVEC-07G	The Purifier – 12V Charger

Super Seal Premium & Platinum™ - Pro A/C Stop Leak

Super Seal Premium and Platinum seals leaks in evaporators, condensers, accumulators as well as o-rings, gaskets, metal lines and rubber hoses. Actively prevents future leaks.

Easily installed in minutes and is compatible with all mobile A/C refrigerants including R12, R134A, and R1234YF. Hose included.

Code	Description	Capacity	UOM	Master Qty
946KIT	Super Seal Premium - with Pro A/C Stop Leak	1.5oz / 45ml	Each	12
976KIT	Super Seal Platinum - with Dry R & FLASH UV Dye	1.7oz / 51ml	Each	12

RETROCHILL™

Retrochill™ is a fast and effective solution to retrofit from R12 to 134A with conversion additives. 5 simple steps to convert. Once you have removed the R12 from your system, attach the hose, add retrochill, attach the refrigerant label and add the R134a retrofit oil. Hose included.

Code	Description	Capacity	UOM	Master Qty
70501KIT	Retrochill R12 to R134A Kit	3oz / 89ml	Each	12
70510KIT	Retrochill R12 to R134A Kit - 10 x cans	3oz / 89ml	Each	1

Super Seal™

Super Seal Advanced™ AC/R Stop Leak & Dry R

Super Seal™ is a 2-in-1 system additive that will find and seal leaks in refrigeration systems. It also contains an eliminator to dry any moisture in the system, preventing waxing and acid formation.

Super Seal is a light, low viscosity particle free liquid that is directly placed into the system as a mist - as it travels with the refrigerant and oil throughout the system, the sealant exits the leak point and reacts with moisture in the air - this forms a low tensile crystalline structure that creates a permanent seal. Super Seal Advanced™ comes with a reusable hose.

Code	Description	Capacity	UOM	Master Qty
947KIT	Super Seal Advanced – up to 1.5 tons (5kW)	1oz / 30ml	Each	12
944KIT	Super Seal Advanced – 1.5 to 5 tons (5-17kW)	2oz / 59ml	Each	12
948KIT	Super Seal Advanced – 5+ tons (17Kw)	3oz / 89ml	Each	12

Super Seal Total™ AC/R Stop Leak & Dry R & Flash

Super Seal Total™ 3-in-1 dries, seals and includes Flash UV dye for a complete repair solution. Super Seal Total is fast and easy to install and requires no pump down or recovery. It's compatible with all oils and refrigerants and ideal for all systems including microchannel, heat pump and geothermal. Super Seal Total™ stops leaks now and prevents future ones too. Super Seal Total™ comes with a reusable hose.

Code	Description	Capacity	UOM	Master Qty
971KIT	Super Seal Total – up to 1.5 tons (5kW)	1oz / 30ml	Each	12
972KIT	Super Seal Total – 1.5 to 5 tons (5-17kW)	2oz / 59ml	Each	12

Super Change™

Super Change™ is the fast and easy way to complete a R22 system retrofit. It creates a strong compatibility link between all oils to any HFC refrigerants, including POE-based R407C & R410A – eliminating compressor downtime and line set flush. It boosts efficiency plus extends compressor life by maximizing heat transfer and oil return with drop-in refrigerants. Ideal for dry charge units, retrofits and drop-in refrigerants. One can treats systems up to 6 tons. The 20122 reusable hose is required - sold separately

Code	Description	Capacity	UOM	Master Qty
981	Super Change – up to 6 tons	2oz / ml	Each	6

pump house
sales@pumph.co.uk +44(0)115 900 5858

Flash™

Flash™ UV dye is an advanced class of highly concentrated ultra violet dye that uses DRY R™ instead of POE oil as its carrier. This, combined with our patented misting action, enables the dye to travel at the speed of the refrigerant while keeping the dye stable. One can treats up to 64 oz (1.8L) of oil. Flash UV dye uses the systems refrigerant as the propellant, creating a clean, no-mess injection every time. The 20122 reusable hose is required - sold separately.

Code	Description	Capacity	UOM	Master Qty
980	Flash – up to 5 tons (17kW)	0.14oz / 4ml	Each	12

Flash™ UV Detection Kits

98087KIT

Two kits are available which include 3 cans of the Flash™ UV dye, reusable clear hose, heavy duty storage case and a choice of UV torch light.

Code	Description	UOM
98084KIT	Flash Kit - 3 cans of Flash - Hose - with SEEKER Mini	1
98087KIT	Flash Kit - 3 cans of Flash - Hose - with SEEKER Max	1

Dry R™

Dry R eliminates moisture and increases system efficiency. It also dissolves blockages and frees up TEVs - preventing acid and waxing formation. Dry R is compatible with all oils and refrigerants and one can treats systems up to 5 tons.

Code	Description	Capacity	UOM	Master Qty
973KIT	Dry R Moisture Eliminator – up to 5 tons (17kW	1oz / 30ml	Each	12

Accessories

20122

20128

Code	Description	UOM
20122	Reusable Hose	1
20128	R410a & R32 Transitional Fitting 5/16 x 1/4	1

Super Seal™

Sure Shot

Sure Shot™ Sealant Advanced with Eco Boost is a compressor-friendly method of permanently sealing leaks in AC/R systems. Eco Boost reduces noise and energy consumption, extends compressor life, plus eliminates 10 drops of water. It also enhances sealant performance, increases drier efficiency, while preventing waxing and acid formation. Sure Shot is added through an easy to inject syringe. One application works for systems up to 6 tons.

Code	Description	UOM	Master Qty
983KIT	Sure Shot Sealant Advanced HVAC/R Stop leak with hose	Each	12
984	Sure Shot Replacement Cartridge	Each	12
940	Sure Shot 1/4" SAE Reusable Hose	Each	1

Flex Inject®

Flex Inject Sealant Advanced is the fastest, most effective proven way to permanently seal and prevent minor air conditioning and refrigeration (AC/R) leaks. With no tools or gauges required, the Flex Inject sealant works by travelling through the system with the oil and refrigerant fixing leaks immediately. Flex Inject works with all compressors, heat pumps, condensers, and other system components and it will not plug up manifold gauges, metering devices, thermostatic expansion valves (TEVs), pistons or cause cap tube blockages. It meets the ASHRAE ARI 700 refrigerant standard and is compatible with any refrigerant including R-410A with no pump downs or recoveries required. Flex Inject is suitable for use in aluminium and copper coils and is microchannel friendly.

Code	Description	UOM	Master Qty
985	Flexi Inject Sealant Advanced for systems up to 6 tons	Each	6

Seal-N-Go™

Seal-N-Go makes charging 410A systems faster and easier than ever. Portable, easy to handle, self sealing refrigerant, permanently seals & prevents leaks. Reusable charging hose with easy to read gauge is sold seperately.

Code	Description	UOM	Master Qty
9410SSR	Seal-N-Go 410A Refrigerant & Super Seal Advanced	Each	6
20133	Reusable Charging hose with easy to read gauge	Each	1

* Only suitable where local F Gas Regulations permit

sales@pumph.co.uk +44(0)115 900 5858

Oil & Cleaner

PAO 68 OIL

PAO 68 OIL & UV DYE

HYBRID A/C COMPRESSOR OIL

DYE CLEANER

AC Dye

900008

900006B

900012B

Multi Purpose Dye

909008

909006B

909012B

Radiator Dye

990008

990006B

990012B

Pag & Dye

511046 / 511101 / 511150

Ester & Dye

511102

Code	Brand	Description	Size	Type
51105	Cliplight	PAO 68 Oil	500ml (17oz)	Lubricant
51110	Cliplight	PAO 68 Oil	1 Litre (34oz)	Lubricant
51111	Cliplight	PAO 68 Oil & Dye	1 Litre (34oz)	Lubricant & Dye
51112	Cliplight	Hybrid a/c Compressor Oil	236ml (8oz)	Compressor Oil
805CLN	Cliplight	Dye Cleaner	500ml (17oz)	Dye Remover
900008	Cliplight	A/C Dye	236ml (8oz	A/C Dye
900006B	Cliplight	A/C Dye	30ml (1oz)	A/C Dye
900012B	Cliplight	A/C Dye	7.5ml (0.25oz)	A/C Dye
909008	Cliplight	Multi-Purpose Dye	236ml (8oz)	Multi-Purpose Dye
909006B	Cliplight	Multi-Purpose Dye	30ml (1oz)	Multi-Purpose Dye
909012B	Cliplight	Multi-Purpose Dye	7.5ml (0.25oz)	Multi-Purpose Dye
990008	Cliplight	Radiator Dye	236ml (8oz)	Radiator Dye
990006B	Cliplight	Radiator Dye	30ml (1oz)	Radiator Dye
990012B	Cliplight	Radiator Dye	7.5ml (0.25oz)	Radiator Dye
511046	Cliplight	Pag & Dye (46 Viscosity)	236ml (8oz)	Pag & Dye
911101	Cliplight	Pag & Dye (100 Viscosity)	236ml (8oz)	Pag & Dye
511150	Cliplight	Pag & Dye (150 Viscosity)	236ml (8oz)	Pag & Dye
511102	Cliplight	Easter & Dye (100 Viscosity)	236ml (8oz)	Easter & Dye

Accessories

Pro Bubble Leak Detector Spray

Pro Bubble is an easy to use leak detector spray, ideal for locating gas and air leaks in pipes and equipment. It will not attack or react with metal surfaces and is highly efficient for the detection of ammonia, refrigerant gas and air leaks at below freezing temperatures.

Code	Description	UOM	Master Qty
PRO-BUBBLE-32	Pro-Bubble Leak Detector Spray – 32oz with spray top	Each	12

Cool-Weld™ Heat Barrier Spray

Cool-Weld ™ is a spray on gel heat shield for soldering, sweating and welding. Ideal for use on filter driers, pipes, valves, sheet metals, etc. Can be used on porous surfaces such as fabrics or drywall. As long as there is some Cool-Weld™ present the surface will resist charring.

Code	Description	UOM	Master Qty
COOLWELD-32	Cool-Weld Heat Barrier Spray – 32oz with spray top	Each	12

Pull A Spout Oiler

All purpose oiler with a 35cm telescoping spout. Zooms out for long shots, and in for short shots, even zooms around corners. Squeeze bottle action. Perfect lubricant for general industrial use. Contains four ounces of finest quality carbon free, rust and oxidation inhibited lubricating oil. Plastic container won't short out around electrical connections. No leakage

Code	Description	UOM	Master Qty
CO-1	Pull a spout oiler – 4oz (118ml) with telescoping spout	Each	12

Wypall Cloths

Heavy duty towels that absorb grease, oil, water and solvents from floors, hands, parts, tools and machinery.

Code	Description	UOM	Master Qty
5-05790	WypAll Plus Towels – White	Each	Box of 9

sales@pumph.co.uk +44(0)115 900 5858

Expanding Foam Sealant

A one component closed-cell expanding polyurethane foam sealant that is tack free in 20 minutes. Can be painted to prevent UV damage after 12 hours of drying time. Used to seal around doors, windows, pipes, ducts and vents - in fact, virtually anywhere. Foam contains fire retarding chemicals but is not rated as a fire stop product.

Code	Description	UOM	Master Qty
01714	Foam Sealant – 355ml	Each	12
01724	Foam Sealant – 591ml	Each	12

Silicone Sealants

Available in clear or white, DiversiTech silicone sealants are 100% food grade and can be used in applications for continuous use up to 232°C. It is UV and water resitant and has long term flexibility.

Code	Description	UOM	Master Qty
7-4000	Clear Silicone Sealant – 305ml	Each	12
7-4100	White Silicone Sealant – 305ml	Each	12

Diversi-Gum Sealing Compound

Diversi-Gum is a non-hardening, non-corrosive sealing compound that is immediately paintable and has a temperature usage range between -4°C and 49°C. It is ideal for sealing openings through foundations or refrigeration pipe entries.

Code	Description	UOM	Master Qty
6-202-1	Diversi-Gum - 0.5kg Slug	Each	24
6-202-2	Diversi-Gum - 1kg Slug	Each	20

Pro-Tite™ Resin Based Thread Sealant

A resin-based thread sealant that adheres to internal surfaces and fills voids While forming a fluid tight seal. Sealing from full vacuum up to 10,000 psi, Pro-Tite is specially formulated for use on metals and plastics subject to extreme vibration. Having a temperature range between -73°C to 204°C, Pro-Tite is impervious to most chemicals, including refrigerants, petroleum products, gases, steam etc.

Code	Description	UOM	Master Qty
CLL-1	Pro Tite Squeeze Tube - 39ml	Each	12

Accessories

Acid Test Kits

Detects acid in refrigeration oil. Convenient one step test means no chemicals are needed. Easy to evaluate, the colour change indicates acidity, the intensity of the colour indicates the amount of acid that is present in the oil sample.

Code	Description	UOM	Master Qty
ATK-4	Acid Test Kit – Pack of 4	Each	4
ATK-1	Acid Test Kit	Each	1
ATL-1P	Acid Test Kit – with POE Oil	Each	1

Acid Eliminator

ACID-ELIM

Keeps acid away; compatible with all refrigerants and oils. Chemically neutralises and prevents acids that are formed in air conditioning and refrigeration systems due to refrigerant and refrigeration oil break-down, moisture, and compressor burnout. Easy-to-use, no complicated charts. Works fast, circulates quickly, and leaves no solids or solid residual. Will not harm system components. Can prevent system breakdown.

Code	Description	UOM	Master Qty
ACID-ELIM	Acid Eliminator - 115ml	Each	12

Flow-Plus™ & Pro-Treat™ Condensate Pan Treatment

A range of Drain Pan treatments to help prevent blockages resulting in condensate overflow. Simply place the tablets in the drain pan, where they will slowly dissolve in the condensate to give a prolonged cleaning action on the sludge. One or two tablets are recommended in each pan per month.

FLOW-PLUS-25

FLOW-PLUS-6

PRO-TREAT 151

PRO-TREAT 152

PRO-TREAT 161

Code	Description	Equipment Tonnage	UOM	Master Qty
FLOW-PLUS-25	Flow Plus Condensate Drain Pan Tablets – 25 Tablets per Jar	1/2 to 3 tons	Each	12
FLOW-PLUS-6	Flow Plus Condensate Drain Pan Tablets – 6 x 1oz blocks	3 to 5 tons	Each	12
PRO-TREAT 151	Pro-Treat 151 Premium Drain Pan Tablets – 100 Tablets per Jar	1 tablet per 3 tons	Each	12
PRO-TREAT 152	Pro-Treat 152 King Size Premium Drain Pan Tablets – 12 Tables per Jar	1 tablet per 3 tons	Each	6
PRO-TREAT 161	Pro-Treat 161 Condensate Drain Pan Tablets – 100 Tablets per Jar	2 tablets per 3 tons	Each	12

pump house
sales@pumph.co.uk +44(0)115 900 5858

Quick Tap

Features a valve core in the 1/4in. male port. Simply pierce the line and back seat the needle. Flow starts when depressor type charging hose is connected.

QT-1

QT-2

Code	Description	UOM	Master Qty
QT-1	Quick Tap – 1/4", 5/16", 3/8" OD (6.4mm, 8mm, 9mm)	Each	1
QT-2	Quick Tap – 1/2", 5/8" OD (13mm, 16mm)	Each	1

Quick Tap-2

Identical to the quick tap except that a nylon handle replaces the hex wrench. Phillips-head screws are used

QTH-1

Code	Description	UOM	Master Qty
QTH-1	Quick Tap 2 – 1/4", 5/16", 3/8" OD (6.4mm, 8mm, 9mm)	Each	1
QTH-2	Quick Tap 2 – 1/2", 5/8" OD (13mm, 16mm)	Each	1

MAC - The Ultimate in Line Piercing Valves

Install valve, connect charging hose , then service. That's all there is to it with a MAC line piercing valve. MAC valves feature a uniport single connection for piercing and servicing. Sealed with refrigerant resistant 'O' rings, the needle automatically back seats after servicing to leave the line free of restriction.

QTM-1

Code	Description	UOM	Master Qty
QTM-1	Line Piercing Valve – 1/4", 5/16", 3/8" OD (6.4mm, 8mm, 9mm)	Each	1
QTM-2	Line Piercing Valve – 1/2", 5/8" OD (13mm, 16mm)	Each	1

Insta-Tap Refrigerant Recovery Tool

The fastest, easiest way to evacuate refrigerant before disposal of a unit. Snaps onto refrigerant line for full and immediate flow. Punctures super large hole for maximum full flow discharge to recovery unit. One tool fits all sizes from 3/16in. to 7/8in. (4.76mm to 22.2mm) O.D. hard tubing. Replaceable needle.

QT-100

Code	Description	UOM	Master Qty
QT-100	Quick Tap 2 – 1/4", 5/16", 3/8" OD (6.4mm, 8mm, 9mm)	Each	1
QT-100N	Replacement Hardened Steel Needle and Gasket	Each	1
QT-100G	Replacement Gasket Only	Each	3

Line Piercing Valves and Tools

Line Tap and Swivel Valves

The quick, safe and easy option to charge, discharge and test a line. Simply clamp on the DLT valve, attach the DLV-1G control valve and pierce the line. The valve can swivel to any position and can also be removed and re-used. Available in three sizes from 4.8mm OD tube to 9.5mm

DLT-4G

Code	Description	UOM	Master Qty
DLT-3G	Line Tap Valve – 4.75mm OD Tube	1	1
DLT-4G	Line Tap Valve – 6.35mm OD Tube	1	1
DLT-5G	Line Tap Valve – 8mm OD Tube	1	1
DCV-1G	Valve for DLT Line Taps	1	1

Core Storer

All steel valve core remover and storage container. Completely knurled for easier grip, eliminating slippage when using with oily or greasy hands. Core Storer features a compartment for storing extra valve cores. Four replacement cores are included with each tool.

VCR-1

Code	Description	UOM	Master Qty
VCR-1	Core Removal and Storer	1	1

Core Removal Tool

Designed to remove and replace valve cores without losing the refrigerant charge. Connects to any 1/4in. male flare fitting. Saves time, saves refrigerant.

VCRT-1

Code	Description	UOM	Master Qty
VCRT-1	Core Removal Tool	1	1
VCRT-1R	Replacement Rod Assembly	1	1
VCRT-1S	Replacement Shut-Off Stem	1	1

RC-1 Insta-Charge

Faster, safer and a more economical method for charging LIQUID refrigerant through the low pressure side of an air conditioning or refrigeration system, without damaging the compressor. Insta-Charge's unique internal restrictor reduces liquid flow to a level below the capacity of the compressor. Converts liquid refrigerant to a saturated vapour for fast entry. Insta-Charge connects directly to the refrigerant can or cylinder valve. Adds liquid tracing dye faster. Eliminates heating of refrigerant cylinder. Made of light weight aluminium. Sold at a fraction of the cost of other fast charging devices.

RC-1

Code	Description	UOM	Master Qty
RC-1	Insta-Charge	1	1

sales@pumph.co.uk +44(0)115 900 5858

Cork & Foam Insulation Tape

Cork insulation tape adheres firmly to all metals, the foam insulation tape is a superior self-adhesive foam tape both of which can be used on hot or cold pipes to prevent heat loss and condensation dips. Easily cut and moulded, it fits well aound valves and fittings.

6-330

6-9718

Aluminium Foil Tape

An easy to handle aluminium tape that prevents heating and cooling losses and blocks odours and moisture. Has a 3-5 year shelf life and a working temperature range of -37°C to 127°C (-35°F to 260°F)

Code	Description	UOM	Master Qty
6-330	Cork Insulation Tape – Black 1/8" x 2" x 30ft Roll	1	1
6-9718	Foam Insulation Tape – Black 1/8" x 2" x 30ft Roll	1	1
640-AF-2	Aluminium Foil Tape - 2" x 50 yards Roll	1	1

640-AF-2

Abrasive Cloth

A high quality aluminium oxide 120 grit abrasive cloth, that can be used wet or dry to thoroughly clean steel and copper tubing.

SC-10

Grip-Cut Cloth

A 180 grit open mesh sand screen cloth with aluminium oxide bonding, that is 100% waterproof. Can be used by hand or with portable tools and is most effective where clogging would be a problem such as soft materials.

Code	Description	UOM	Master Qty
SC-10	Abrasive Cloth – 120 Grit – 1-1/2" x 10 yards	1	1
SCM-5	Grip-Cut Open Mesh Sand Screen Cloth – 1-1/2" x 5 yards	1	1

SCM-5

Braze Barrier Mats

This flame barrier drop cloth withstands temperatures to (1600°C) 3000°F No asbestos. Protects walls, floors, equipment, components and adjacent surfaces from torch flames when soldering, brazing or welding.

16500

Code	Description	UOM	Master Qty
16500	Plain Braze Barrier Mat 18" x 18"	1	1
16510	Keyhole Braze Barrier Mat - 18" x 18"	1	1

16510

Accessories

Portable Hand Torch

The combustion tip concentrates heat - reducing brazing time by 40%. This series has been redesigned with a patent pending ceramic igniting 1 piece stainless tip feature as well as a new diaphragm type regulator. Extremely durable with a full 3 year warranty.

525-TORCH

Code	Description	UOM	Master Qty
525-TORCH	Portable Hand Torch	Each	1

Spark Key™

The Spark Key™ ignites all butane, propane and gas torches 100,000 sure-fire sparks in a water resistant unit. No batteries are required

SPARK KEY

Code	Description	UOM	Master Qty
SPARK KEY	Spark-Key Torch Ignitor	Each	1

Flexi Patch™

Flexi-Patch™ is an easy to use flexible repair patch ideal for repairing almost any surface. It cures quickly using only UV light from sunlight or a UV flashlight for a long lasting, permanent repair.

Flexi-Patch is a fibreglass-reinforced polyester ideal for use on PVC, plastics, metal, wood, concrete and more. It's the easy way to permanently patch almost any surface. It dries hard for permanent repair. Can be drilled and painted once dry.

FP-36

Code	Description	UOM	Master Qty
FP-36	Flexi Patch Fibreglass repair patch – 75mm x 150mm – 10 per pack	Each	20

Little Helper™ - all purpose cutter

Cuts up to 1-1/4inch. Polyethylene, thinwall PVC, ABS, rubber hose, NM conduit and clear vinyl tubing. Reversible stainless steel blade, like two blades in one. Sturdy all metal construction

548-001

Code	Description	UOM	Master Qty
548-001	Little Helper™ - all purpose cutter	Each	1

sales@pumph.co.uk +44(0)115 900 5858

Boiler, Heating & Renewables

Boiler Condensate Pumps

Tank Pumps

Pump House stock a range of boiler condensate removal pumps that are ideal when the boiler condensate can not be removed via gravity. The tank pumps use a small bore of flexible hose which can be routed above or below doors, windows or under kitchen cabinets.

When routing hose through any area which could be exposed to freezing temperatures, such as lofts, basements or garages, we strongly recommend increasing to at least 32mm plastic pipe and insulating.

PH-0.8LC

PH-0.8L-HL

VCMX-20STA

PH-20-STA

Code	Brand	Description	Max Head	Max Flow	Drinks Cycle	Dimensions mm (HxWxD)	Discharge Size (inch)
PH-0.8LC	Pump House	0.8 Litre Tank Pump with Cover	3m	150LPH	200ml	128x210x86	9.5mm (3/8)
PH-0.8L-HL	Pump House	0.8 Litre Tank Pump	6m	270LPH	300ml	122x220x134	9.5mm (3/8)
VCMX-20STA	Little Giant	1.4 Litre Tank Pump	4.8m	284LPH	350ml	165x260x122	9.5mm (3/8)
PH-20-STA	Pump House	2 Litre Tank Pump	5.5M	402LPH	650ML	166x286x135	9.5mm (3/8)

sales@pumph.co.uk +44(0)115 900 5858

PRVSure PRV & Condensate Pump

This pump is manufactured from high temperature plastic, and comes complete with 10m of higher specification hose

It meets EN Standards and can handle temperatures up to 110 degrees. Supplied with 10 metres of 'no sag' high grade braided hose. The unique design also cools the PRV discharge so it is safe for use with solvent weld pipework. For installers who are audited or working to EN Standards.

PH-3.8L-HW

Code	Brand	Description	Max Head	Max Flow	Temperature	Dimensions mm (HxWxD)	Discharge Size (inch)
PH-3.8L-HW	Pump House	Pressure Relief & Boiler Condensate Pump *	8m	312LPH	110°c	249x325x160	9.5mm (3/8)

* meeting BS6798:2014 PRV requirements

High Temperature Pressure Relief Pump - PH-5L-HW

Designed for unvented cylinder T&P discharge and steam humidifiers. Having one of the largest discharge rates of 32 litres per minute this pump can handle both high temperature up to 100 degrees and high flow rates.

Manufactured in the UK this heavy duty, high temperature tank pump incorporates thermal overload protection and a high level alarm switch.

PH-5L-HW

Code	Brand	Description	Max Head *	Max Flow	Temperature	Dimensioos mm (HxWxD)	Discharge Size mm
PH-5L-HW	Pump House	High Temperature & Pressure Relief Pump	8m / 20m	32 LPM (1920LPH)	100°c	350x190x260	15mm

* Max Heads - 8 metre for flow rates up to 25 Litres per minute / 20 metre for flow rates of 5 Litres per minute

Commercial Condensate Neutraliser - 20 & 30 Litres

Installing a neutraliser will reduce the impact of damage to existing boiler concrete drainage gullies and allow for the condensate to be disposed of safely.

The 20 litre stainless steel version can handle condensate from boilers up to 600kW by gravity. The 30 litre version comes complete with a pump to provide a 5.9 metre lift and a flow rate of up to 900 litres per hour. Both come with lime chippings for instant installation and are suitable for 2.8pH boiler condensate.

BCONDNEUT-20L*

BCONDNEUT-30L*

* Modular & bespoke designs are available for boilers over 600kW.

Code	Brand	Description	Tank Capacity	Dimensions mm (HxWxD)	Discharge Size (inch)	Inlet	Weight
BCONDNEUT-20L	Pump House	20 Litre with lime chippings	20 Litre	200x400x300	9.5mm (3/8)	40mm	27kg
BCONDNEUT-30L	Pump House	30 Litre with pump & lime chippings	30 Litre	200x550x305	9.5mm (3/8)	40mm	30kg

sales@pumph.co.uk +44(0)115 900 5858

Submersible Drainage Basement Pump

Little Giant have the perfect pump solution for the removal of clean, non-aggresive residual water.

This pump can be used to assist with the extraction of flood water in properties with basements and can be used with a sump to provide the removal of water below floor level.

6E-CIA-SFS

Code	Brand	Description	Max Head	Max Flow	Dimensions mm (HxWxD)	Discharge Size (inch)	Weight
6E-CIA-SFS	Little Giant	Drainage Basement Pump	4.6m	9600LPH	258x269x213	38mm (1/2)	12.7kg

Swimming Pool Cover Pump - APCP-1700

The Little Giant APCP pool cover pump helps safeguard and protect the pool cover from prolonged accumulation of rain or melting snow. This automatic version is certified for use on pool covers, all of which can attach to a standard garden hose for easy water removal.

It removes standing water from pool covers and is ideal for household water transfer applications.

APCP-1700

Code	Brand	Description	Max Head	Max Flow	Dimensions mm (HxWxD)	Discharge Size (inch)	Weight
APCP-1700	Little Giant	Automatic Pool Cover Pump	6.6m	6814LPH	210x305x305	1" FNPT	5.4kg

Soakaway & Condensate Bypass Valve

Soakaway Kit for Condensing Boilers

SOAK 1

'Soak up' boiler condensate with our soakaway. Where a suitable gravity drain is not available the soakaway can be used in conjunction with 10mm lime chippings.

Compatible with the following pipe sizes: 22mm (3/4") overflow, 32mm (1-1/4") and 40mm (1-1/2").

Top View

1. Dig hole (min depth) 400mm x 300mm in diameter, at least 500mm from the wall

2. Fill the bottom of the hole with 100mm depth of lime chippings.

3. Insert the soakaway tube with the lower drain holes facing away from the property.

4. Fill the remaining part of the hole and tube with lime chippings

5. Feed the pipework either into the top or through the side of the soakaway.

Code	Description	Height	Diameter	Inlet (inch)
SOAK1	Soakaway Kit for Condensing Boilers	300mm	110mm	22mm (3/4) 32mm (1-1/4) 40mm (1-1/2)

'Freezing Condensate Solution' Boiler Buoy Condensate Bypass Valve

Low cost, easy to install solution to bypass freezing pipes. Cutting a condensate pipe due to freezing has been common place over winter periods. The BB-1 Boiler Buoy condensate bypass valve is a solution that has been designed to be fitted during install, emergency call outs or whilst performing annual service visits.

A red float which when visible, indicates that the condensate pipe has a blockage or may be frozen.

The built in tap allows the householder to drain the condensate away safely and ensures that the heating of the property can continue to work.

BB-1

Code	Description	Height	Diameter	Outlet	Hose Length
BB-1	Boiler Buoy – Condensate Bypass Valve	115mm	29mm	9.5mm	1.5m

sales@pumph.co.uk +44(0)115 900 5858

Accessories

Pump House stock a range of adaptors, connectors, clamps, clips and hose to connect the unit and pump.

Code	Description	Pump Type Application	Pack Qty
ADAP-1	Condensate Drain Adaptor – 22mm to 9.5mm (7/8 to 3/8)	Tank Pump - 9.5mm (3/8) outlet	Single
CV-38-3	Non-return check valve – 9.5mm (3/8)	Tank Pump - 9.5mm (3/8) outlet	3 Pack
PH-PUMP-NRV	Non-return check valve – 9.5mm (3/8)	Tank Pump - 9.5mm (3/8) outlet	Single
154724	Non-return check valve – 9.5mm (3/8)	VCMX-20STA pump	Single
ANTI-SYPH-KIT	Anti Syphon Kit – 9.5mm (3/8)	Tank Pump - 9.5mm (3/8) outlet	Single
701-038	Hose 'T' Connector – Nylon 9.5mm (3/8)	Tank Pump - 9.5mm (3/8) outlet	2 pack
701-032	Hose Connector – Nylon 9.5mm (3/8)	Tank Pump - 9.5mm (3/8) outlet	2 pack
B-6H	Hose Clamp – 6.3mm – 9.5mm (1/4 - 3/8)	All Pumps	Single
927033	Hose Clip - 9.5mm (3/8)	Tank Pump - 9.5mm (3/8) outlet	Single
RVT-1/4	Condensate Drain Hose – 6.3mm (1/4")	Tank Pumps / Hot Water Pumps	30m
RVT-3/8	Condensate Drain Hose – 9.5mm (3/8)	Tank Pumps / Hot Water Pumps	30m
RVT-1/2	Condensate Drain Hose – 12.7mm (1/2")	Tank Pumps / Hot Water Pumps	30m

Self-Sealing Pipe Adaptor

The self-sealing adaptor is used to form a connection between condensate hose and a soil & vent pipe. Drill a 13mm hole (for SVA-3) or a 10mm hole (for SVA-6), insert and twist in to seal the connection.

SV-ADAPTOR SV-ADAPTOR-6

Code	Description	Pack Qty
SVA-3	Self-sealing pipe adaptor – 6mm & 9.5mm (1/4 & 3/8) hose to soil & vent pipe	3 Pack
SV-ADAPTOR	Self-sealing pipe adaptor – 6mm & 9.5mm (1/4 & 3/8) hose to soil & vent pipe	Single
SVA-6-3	Self-sealing pipe adaptor – 6mm (1/4) hose to soil & vent pipe	3 pack
SV-ADAPTOR-6	Self-sealing pipe adaptor – 6mm (1/4) hose to soil & vent pipe	Single

Audible Alarm

This audible alarm can be wired into all pumps with a high level switch.

Code	Brand	Description	Pack Qty
AUDIBLE ALARM	Little Giant	Audible Alarm for all pumps with a high level switch	Single

Mounting

Flexi Lite Slab & Foot Kit

A low cost, lightweight floor mounting solution for air conditioning equipment and air source heat pumps.

Easy to transport, locate and construct.

The kit comes complete with two anti-vibration feet, a lightweight slab and all the fixings.

Code	Description	Dimensions mm (HxWxL)	Weight	Safe Working Load*
FF-UC3-S	Flexi Slab & Foot Kit (41mm Strut) 2 x 400mm Feet	150x400x900	16kg	400kg
FF-UC3	Flexi Slab & Foot Kit (41mm Strut) 2 x 600mm Feet	175x600x1200	25.5kg	600kg
FF-UC3-3	Flexi Slab & Foot Kit (41mm Strut) 3 x 600mm Feet	175x600x1200	31kg	600kg
FF-UC3-XL	Flexi Slab & Foot Kit (41mm Strut) 2 x 600mm Feet	175x865x1200	31kg	600kg
FF-UC3-ASN	Flexi Slab & Foot Kit (M10 strut) 2 x 600mm Narrow feet	175x600x1200	47kg	600kg
FF-UC-PLATE-KIT	Fixing Pate Kit – 4 Plates and Fixings			

Ultralite® Slab

Don't be fooled - Ultralite® Slabs look and perform like a concrete slab, starting at only 7kg, they are lightweight and very easy to handle and transport. So give your aching back a rest and use Ultralite® slabs to mount AC units and air source heat pumps.



Code	Description	Dimensions mm (HxWxL)	Weight	Safe Working Load*
UC1636-2	Ultralite Equipment Pad	50x400x900	7kg	300kg
UC2424-2	Ultralite Equipment Pad	50x600x600	7kg	300kg
UC2436-3	Ultralite Equipment Pad	75x600x900	12kg	485kg
UC2442-3	Ultralite Equipment Pad	75x600x1050	16kg	595kg
UC2448-3	Ultralite Equipment Pad	75x600x1200	16kg	700kg

sales@pumph.co.uk +44(0)115 900 5858

Flexi Foot Universal

NBS Plus | riba product selector

The Flexi foot universal has three M10 inserts, offering support for small pipework and runs of cable tray, air source heat pumps and a variety of outdoor equipment. The installer is free to bolt their own strut of various lengths to suit any installation from 500mm to 3000mm in length. It can also be used to support both solar thermal and solar photovoltaic on flat roof installations.

FF-250-UNI

Code	Description	Length mm	Width mm	Height mm	Safe Working Load*	Weight
FF-250-UNI	Flexi Foot Universal – 250mm	250	185	100	125kg	2.8kg

Item	Material
RUBBER	Compression moulded using milled, sieved and graded, recycled rubber bound with high quality adhesive
DENSITY	1.0kg / cm³
INSERTS	M10 (metric course thread) x 20mm zinc plated steel, through inserts
MAX. TORQUE (INSERTS)	15Nm
MAX. LOAD (INSERTS)	25kg

* The maximum load quoted is 25kg per insert and have been tested with a 4:1 safety ratio.

Flexi Fix Clamp

FF-FIXCLAMP

The Flexi Fix Clamp is used to add stability particularly with twin fan units. The Fix Clamp can be secured to the floor with anchor bolts.

Code	Description	Length mm	Width mm	Height mm
FF-FIXCLAMP	Flexi Foot Fix Clamp	240	60	103

Flexi Fix Packs

FF-FIX2

To complement our range of Flexi Feet we have created two versions of fix packs in either spring nut or T bolt. The packs contain bolts, nuts and washers for the installation of a pair of feet for a single condensing unit.

Code	Description
FF-FIX-PACK	Components with spring bolts to secure an outdoor AC unit – for 2 Flexi Feet
FF-FIX-2	Components with T bolts to secure an outdoor AC unit – for 2 Flexi Feet

Anti-Vibration Mounting Bolts

The anti-vibration mounting bolts are in a convenient pack of 4. Each pack can be used with our wall brackets and is used as a method to absorb the vibrations generated by an ASHP or condensing unit.

AVMB-1

Code	Description	For use with	Pack Qty
AVMB-1	Anti-vibration Mounting Bolts	All brackets	4

Mounting

Flexi Foot With Strut Kits

These kits can be used to support air source heat pumps and come with a pair of feet, along with fixings to secure to unit to the feet.

Code	Description	Length mm	Width mm	Height mm	Safe Working Load*	Weight
FF-400-S-KIT	2 x Flexi Foot with Strut 400mm with Fixings	400	185	100	400kg	9.2kg
FF-600-S-KIT	2 x Flexi Foot with Strut 600mm with Fixings	600	185	100	840kg	15.2kg
FF-1000-S-KIT	2 x Flexi Foot with Strut 1000mm with Fixings	1000	185	100	1400kg	24kg

Flexi Foot With Strut

Flexi Foot With Strut – These feet can support pipework, cable tray, and can also be used to mount air conditioning units, air source heat pumps and a variety of outdoor equipment.

Solar thermal and solar photovoltaic on flat roof installations can also be accommodated. Made from heavy duty recycled rubber. The 21x41mm galvanised steel strut is supplied bonded to the rubber. Drain Slots are molded to the underside of the foot.

Item	Material
RUBBER	Compression moulded using milled, sieved and graded, recycled rubber bound with high quality adhesive
DENSITY	1.0kg / cm³
STRUT	41 x 21 x 1.5mm galvanised steel

Code	Description	Length mm	Width mm	Height mm	Safe Working Load*	Weight
FF-250-S	Flexi Foot With Strut – 250mm	250	185	100	175kg	2.8kg
FF-400-S	Flexi Foot With Strut – 400mm	400	185	100	280kg	4.6kg
FF-600-S	Flexi Foot With Strut – 600mm	600	185	100	420kg	7.6kg
FF-1000-S	Flexi Foot With Strut – 1000mm	1000	185	100	700kg	12.0kg

* It is the installer's responsibility to ensure that equipment weights do not exceed the safe working loads quoted and that the roof structure onto which these products are being applied is sufficiently sound to withstand the weight and point loading. If these products are used in contact with a PVC roof membrane the installer should seek advice from the membrane manufacturer on the possible migration of plasticizers and the effect of this on the roof guarantee. These products should not be used for any purpose other than that for which they have been designed and the products must no tbe modified in any way. Pump House accepts no liability for damage caused by the incorrect application or installation of these products

sales@pumph.co.uk +44(0)115 900 5858

Easy~Fit Brackets

Pump House offer a range of brackets which come flat packed, the Type 1 bracket has uprights and mounts directly onto the wall. Type 2 comes with a crossbar so that the uprights can be spaced exactly as required. The integral spirit level makes installation easier.

For improved corrosion resistance all metal now receives a 100% zinc plating, followed by a hard ED coating, before being finished with an external grade polyester textured powder coating in RAL 7032.

Process One
Corrosion resistant raw material often referred to as Zintec

Process Two
Zinc phosphating process multi stage cleaning & capping chemical zinc

Process Three
ED coating process electrophoretic deposition (aka ED or EPD) coating

Process Four
Epoxy polyester powder coating

We also offer a range of stainless steel brackets, which are recommended for coastal locations exposed to sea salt or in other corrosive environments.

Code	Size	Description	Crossbar mm	Upright mm	Support Arm mm	Safe Working Load*	Max Load	Weight
CBR1-S	S	Type 1 Bracket		450	480	60kg	120kg	3.6kg
CBR1-M	M	Type 1 Bracket		500	530	90kg	180kg	4.6kg
CBR1-L	L	Type 1 Bracket		550	580	140kg	280kg	4.7kg
CBR1-XL	XL	Type 1 Bracket		550	660	250kg	500kg	8.8kg
CBR1-XXL	XXL	Type 1 Bracket		550	1000	250kg	500kg	11kg
CBR2-S	S	Type 2 Bracket	720	400	400	60kg	120kg	3.8kg
CBR2-M	M	Type 2 Bracket	900	500	500	90kg	180kg	4.6kg
CBR2-L	L	Type 2 Bracket	1100	550	540	140kg	280kg	6.6kg
CBR2-XL	XL	Type 2 Bracket	1040	550	660	250kg	500kg	16.2kg
CBR2-XL-3A	XL	Type 2 Bracket (3 arms)	1040	550	660	250kg	500kg	21.4kg
CBR2-M-SS	M	Type 2 Stainless Steel Bracket	900	500	500	90kg	180kg	4.6kg
CBR2-L-SS	L	Type 2 Stainless Steel Bracket	1040	550	540	140kg	280kg	6.7kg
CBR2-XL-SS	XL	Type 2 Stainless Steel Bracket	1040	550	660	160kg	280kg	16.3kg

* All brackets are tested to twice the safe working loads at an independent UK facility.

Easy~Fit Condensate Trays

The metal tray has a concave profile to ensure effective drainage. Supplied with fixing arms to hook over the bracket arms. For improved corrosion resistance all metal receives a 100% zinc plating, followed by a hard ED coating, before being finished with an external grade polyester textured powder coating in RAL 7032.

Code	Size	Description	Dimensions mm (LxW)	Drain Connection	Weight
CCTM-800	S	Metal Tray Small	800x400	1/2 BSP Male Thread	5.3kg
CCTM-1100	M	Metal Tray Medium	1100x400	1/2 BSP Male Thread	7kg
CCTM-1400	L	Metal Tray Large	1400x400	1/2 BSP Male Thread	8.3kg

Floor Bracket Kit

When units are mounted at floor level, condensate discharge needs to be directed towards a drain or soakaway to avoid condensate causing a slip hazard.

This floor bracket kit allows the metal tray to be mounted onto a flexi foot kit. The ASHP can then be mounted onto the bracket.

Code	Description	For use with	Pack Qty
CCTM-FLOOR-BRKT-KIT	Stainless Steel brackets with fixings	Flexi Feet / Trays	4

ASHP Soakaway

Removing air source heat pump condensate made easy! This unique pre-bagged textile soakaway is used to safely dispose of the condensate from all domestic sized ASHP where drain routing is not available.

The volume of condensate created from an ASHP up to 16kW can be between 10-15 litres per hour up to 2000 litres per year. This method prevents the condensate from flowing onto paths and driveways, which can freeze and cause a slip hazard.

* helps with MIS 3005 compliance and BRE 365

Code	Description	Inlet	Diameter	Height
ASHP-SOAK	Pre-bagged geo textile with rubber chippings *	32mm	400mm	400mm

sales@pumph.co.uk +44(0)115 900 5858

Easy~Fit ASHP Guards

Pump House manufacture a range of weather-resistant, steel mesh guards, offering a safe solution to avoid vandalism or accidental damage of your expensive ASHP. The range is ideal for all manufacturers of ASHP units. The unique sliding panel system allows for easy installation, which are secured into place when the front panel is fitted. Back panels are also available to make the guard free standing. For high wall mounted units, we can offer a base panel for full security.

Code	Size	External Dimensions mm (HxWxD)			Internal Dimensions mm (HxWxD)			Weight
CG-500-S	S	620	1050	500	590	990	470	13kg
CG-500-M	M	1020	1050	500	990	990	470	18kg
CG-500-L	L	1420	1050	500	1390	990	470	23kg
CG-750-S	S	950	1150	750	920	1120	740	25kg
CG-750-M	M	1150	1150	750	1120	1120	740	32kg
CG-750-L	L	1450	1150	750	1420	1120	740	33kg
CG-750-INV	INV	1150	1450	750	1120	1420	740	33kg
CG-900L-INV	L-INV	1150	1450	900	1120	1420	890	34kg
CG-900L-SQ	L-SQ	1450	1450	900	1420	1370	890	51kg
CG-900-XXL	XXL	1800	1450	900	1770	1370	890	60kg
CG-VRF-BP	BP-S	2000	1160	1200	1970	1130	1200	64kg
CG-VRF-EP-6	EP-S	2000	580	1200	1970		1200	24kg
CG-VRF-EP-12	EP-M	2000	1160	1200	1970		1200	41kg

Easy~Fit Wooden Guards

Made from tanalised, pressure-treated timber. All panels are louvered to optimise air flow. Sized to protect both ASHP and AC units, these guards offer a solution for listed buildings and sites where aesthetics are a consideration. All components are flat packed, easy to install, assemble and transport.

Code	Size	External Dimensions mm (HxWxD)			Internal Dimensions mm (HxWxD)			Weight
CG-750S-WOOD	S	905/960	1275	865	850/890	1055	753	35kg
CG-750M-WOOD	M	1135/1135	1275	865	1075/1115	1055	753	40kg
CG-750M+WOOD	M+	255/1310	1275	865	1200/1240	1055	753	44kg
CG-750L-WOOD	L	1530/1585	1275	865	1475/1515	1055	753	51kg
CG-750LINV-WOOD	L-INV	1130/1185	1630	865	1075/1115	1405	753	47kg
CG-750L+WOOD	L+	1600/1655	1275	865	1545/1585	1055	753	57kg
CG-750L+INVWOOD	L+ INV	1655/1690	1630	865	1580/1620	1405	753	59kg

Flexi - Base & Extender Frames

The BASE & EXTENDER frames are designed to provide stability and spread loads evenly across flat roof surfaces. Modular frames for ASHP systems and VRV/VRF systems

The galvanised steel frame raises equipment up to 405mm (higher heights available) above the flat roof level, permitting quick and easy access for roof maintenance.

Step One: Assemble a BASE FRAME

ORDER - PH-BF-B

Step Two: Need a bigger frame? Add an EXTENDER FRAME

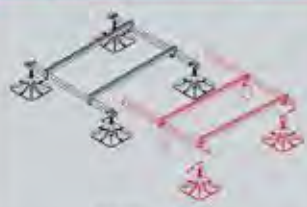

ORDER - PH-EF-B

Step Three: Connect the BASE & EXTENDER FRAMES together

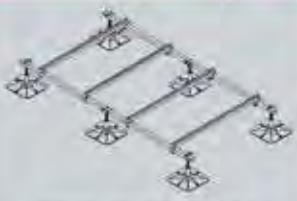

ORDER - PH-BF-B & PH-EF-B

Item	Material
FEET	Square - 320mm square UV stabilised - 90% polypropylene and 10% grp
LEGS	48mm diameter, 3mm galvanised steel tube. M24 galvanised steel height adjuster. 3mm galvanised steel U-clevis
BOX BEAMS	40mm x 40mm x 2.5mm galvanised box section
CROSS BEAMS	41mm x 41mm x 2.5mm galvanised steel slotted strut
FIXING BOLTS	M12 spun galvanised

Code	Description	Length	Width	Min. Height	Max. Height	Safe Working Load*	Weight
PH-BF-B	Flexi Base Frame	1200mm	1200mm	300mm	405mm	500kg	30kg
PH-EF-B	Flexi Extender Frame	1200mm	1200mm	300mm	405mm	500kg	24kg

sales@pumph.co.uk +44(0)115 900 5858

Flexi Foot Eco-Packs

An economical solution for the support of solar PV and solar thermal.

Flexi eco-packs offer the installer a simplistic and fast solution for the support of photovoltaic panels and solar thermal units where value engineering is required. Supplied in pairs, and available in 400mm, 600mm and 1000mm lengths these feet come with a fixing pack (M10 and spring nuts), for rigid securing to the A frame. These feet offer a base foundation to secure a length of cable tray which in turn acts as a carrier for the concrete paving slab ballast.

Code	Description	Length mm	Width mm	Height mm	Safe Working Load*	Weight
FF-400-S	Flexi Foot with Strut – 400mm	400	185	100	280kg	4.6kg
FF-600-S	Flexi Foot with Strut – 600mm	600	185	100	420kg	7.6kg
FF-1000-S	Flexi Foot with Strut – 1000mm	1000	185	100	700kg	12.0kg

Portables - Cool Only & Heat / Cool Pump

The portable air conditioners are suitable for offices, computer rooms and light commercial use.

The heat and cool model can be used as an energy efficient form of heating along with cooling. The cooling only model is ideal for cooling flats, conservatories or loft conversions during hot summer months.

The units come with a hose, tray, remote control and wall kit. Spare parts are available upon request.

PAC-C-12S PAC-C-12

Code	Description	Cool Capacity Btu / kW	Heat Capacity Btu / kW	Watts	Amps	Air Flow Volume	EER	COP	Sound Power Level dBA
PAC-C-12	Portable (Cooling)	12,000 / 3.5	N/A	1350	5.9	370m³/h	2.6	N/A	65
PAC-C-12S	Portable (Cooling)	12,000 / 3.5	N/A	1350	5.9	420m³/h	2.6	N/A	56
PAC-H-12	Portable (Heat Pump)	12,000 / 3.5	10,000 / 2.9	1350	5.9	370m³/h	2.6	2.6	65
PAC-H-12S	Portable (Heat Pump)	12,000 / 3.5	12,000 / 3.5	1380	6	420m³/h	2.6	2.7	56

Code	Description	Height mm	Width mm	Depth mm	Weight	Hose Length	Refrigerant	Cooling Area
PAC-C-12	Portable (Cooling)	765mm	467mm	397mm	34kg	1.5m	R410A	18-26m²
PAC-C-12S	Portable (Cooling)	730mm	485mm	360mm	28kg	1.5m	R410A	25-30m²
PAC-H-12	Portable (Heat Pump)	765mm	467mm	397mm	37.5kg	1.5m	R410A	18-26m²
PAC-H-12S	Portable (Heat Pump)	730mm	485mm	360mm	28.5kg	1.5m	R410A	25-30m²

Flexible Hose & Insulation

Flexible Hose

Our flexible hose is designed to meet the requirements of the MCS MIS 3005 installation specification to allow the flow and return pipe work to connect to a heat pump. The flexible hose helps to avoid transmission of vibration in the pipe work and allows for a smooth blend when connecting the flow and return pipe to the heat pump or biomass boiler.

The 28mm hose is sleeved within a stainless steel braid for added protection, available in female or male BSP (British Standard Pipe) thread at one end and 28mm compression fitting at the other. The hose comes with 19mm thick weather proof, PVC coated insulation for UV stability and added robustness.

1" BSP Male

1" BSP Female

Code	Description	Length	Diameter	Fitting 1	Fitting 2	Insulation
FH-300-28-F-ELB	ASHP Flexible Hose 300 F Elbow	300mm	28mm	1" FBSP	28mm compression	19mm
FH-300-28-11/4-F-ELB	ASHP Flexible Hose 300 F Elbow	300mm	28mm	1-1/4" FBSP	28mm compression	19mm
FH-500-28-F	ASHP Flexible Hose 500 F	500mm	28mm	1" FBSP	28mm compression	19mm
FH-750-28-F	ASHP Flexible Hose 750 F	750mm	28mm	1" FBSP	28mm compression	19mm
FH-750-28-F-ELB	ASHP Flexible Hose 750 F Elbow	750mm	28mm	1" FBSP	28mm compression	19mm
FH-750-28-11/4-F	ASHP Flexible Hose 750 F	750mm	28mm	1-1/4" FBSP	28mm compression	19mm
FH-750-28-M	ASHP Flexible Hose 750 M	750mm	28mm	1" MBSP	28mm compression	19mm
FH-1000-28-F	ASHP Flexible Hose 1000 F	1000mm	28mm	1" FBSP	28mm compression	19mm

PVC Coated External Grade Insulation

External condensate pipe work needs to be insulated in a tough PVC coated weather protected covering to avoid UV degradation and animal damage. Boiler installation standards BS 6798-2104 makes specific reference to this grade of insulation. ASHP and Biomass Boilers tend to be located externally and this hot water pipe work needs to be protected and insulated to avoid heat loss, MIS3005 and building regulations advise a certain thickness of insulation to meet heat loss requirements. Our PVC coated range helps installations comply in both boiler condensate and ASHP installations.

Code	Description	Length	Diameter	Thickness	ID
FH-I-1000-15	PVC Coated Weather & Waterproof Insulation	1000mm	41mm	13mm	15mm
FH-I-1000-22	PVC Coated Weather & Waterproof Insulation	1000mm	60mm	19mm	22mm
FH-I-1000-28	PVC Coated Weather & Waterproof Insulation	1000mm	66mm	19mm	28mm
FH-I-1000-35	PVC Coated Weather & Waterproof Insulation	1000mm	73mm	19mm	35mm

Code	Description	Length	Width	Thickness	Qty
INS-TAPE-10-PK	PVC Coated Weather & Waterproof Tape	250mm	50mm	1mm	10 pack

sales@pumph.co.uk +44(0)115 900 5858

Pre-Slit & Seal Weatherproof Insulation

Our new pre-slit & seal PVC coated insulation provides outstanding protection against freezing, for external boiler condensate pipe work and external heating pipe work on ASHP & biomass boilers. This new design offers a quick and secure 'tape free' installation, with its peel and seal join and its self-adhesive wrap over flap. Fully compliant with the Boiler Installation Standards BS6798:2014, the tough PVC coating is both weatherproof and UV stable.

Step One

Open the pre-slit insulation

Step Two

Wrap around the pipe, peel away yellow cover and seal together. Use the adhesive flap to secure.

Step Three

Condensate pipework is now fully protected with NEW pre-slit weatherproof insulation

Meets BS 6798:2014 Boiler Installation requirements

Code	Description	Length	Thickness	ID
FH-I-1000-35-SLIT	Pre-Slit Insulation – 35mm ID	2000mm	19mm	35mm
FH-I-1000-28-SLIT	Pre-Slit Insulation – 28mm ID	2000mm	19mm	28mm
FH-I-1000-22-SLIT	Pre-Slit Insulation – 22mm ID	2000mm	19mm	22mm

Through Wall Insulation Kit

Running pipe work from an externally mounted air source heat pump or biomass boiler into a property requires the pipe work to be run through the exterior wall. The hot pipe work will be affected by cold bridging and heat loss if it is not insulated correctly. MIS 3005 requires external pipe work to be adequately insulated. This kit provides both thermal insulation within the wall and comes complete with an elbow section to cover the external copper pipe connection.

Step One

Select a 65mm core drill

Step Two

Drill 2x 65mm holes next to each other

Step Three

Insert the PVC sleeve insulation, recess it to allow room for the elbow

Step Four

Fit the elbow over the copper pipes

Code	Description
TW-KIT	Sleeved PVC coated insulation kit – 19mm (2 x elbow & 2 x straight connectors)

INABA DENKO

100mm Trunking

The Inaba Denko 100mm trunking will ensure that the refrigeration pipes from an air source heat pump are protected with a professional finish. Available in ivory and black to match most brands of condensing units available. MIS 3005 requires all external refrigeration pipe work on split and hybrid systems to be housed in trunking.

ID-SW-100-I

ID-SW-100-K

ID-SK-100-I

ID-SJ-100-K

ID-SC-100-I

ID-SC-100-K

Ivory	Black	Description	Depth mm	Width mm
ID-NSD-100-I	ID-SD-100-K	Slimduct Trunking (2000mm Length)	70mm	100mm
ID-SW-100-I	ID-SW-100-K	Slimduct Wall Cover	70mm	100mm
ID-SJ-100-I	ID-SJ-100-K	Slimduct Connector Piece	70mm	100mm
ID-SC-100-I	ID-SC-100-K	Slimduct 90 Degree Elbow Bend	70mm	100mm
ID-SK-100-I	ID-SK-100-K	Slimduct 90 Degree Flat Bend	70mm	100mm

140mm Trunking

Pipe work and insulation running from air source heat pumps or biomass boilers should be protected. Our 140mm external trunking comes in Ivory and Black. The width of the trunking will accommodate the insulated flow and return pipes up to 28mm diameter along with any associated cabling.

TR-WC-140 & TR-D-140

TR-WC-140-B & TR-D-140-B

Ivory	Description	Depth mm	Width mm
TR-D-140	Trunking (2000mm Length)	90mm	140mm
TR-WC-140	Wall Cover	90mm	140mm
TR-CP-140	Straight Connector	90mm	140mm
TR-IC-140	90 Degree Internal Bend	90mm	140mm
TR-FB-140	90 Degree Flat Bend	90mm	140mm
TR-EC-140	90 Degree External Bend	90mm	140mm

Black	Description	Depth mm	Width mm
TR-D-140-B	Trunking (2000mm Length)	80mm	140mm
TR-WC-140-B	Wall Cover	80mm	140mm
TR-CP-140-B	Straight Connector	80mm	140mm
TR-IC-140-B	90 Degree Internal Bend	80mm	140mm
TR-FB-140-B	90 Degree Flat Bend	80mm	140mm
TR-EC-140-B	90 Degree External Bend	80mm	140mm

pump house
sales@pumph.co.uk +44(0)115 900 5858

Fused Spur Switches

Code	Description
X-FSBBMC	Fused Spur Metal Clad – with Back Box
X-FSNBBMC	Fused Spur Metal Clad – with Back Box & Neon
X-FS	Fused Spur Plastic – without neon
X-FSN	Fused Spur Plastic – with neon
X-BBSM-25	Back Box Surface Mount – 25mm
X-BBSM-35	Back Box Surface Mount – 35mm
X-BBSM26-25	Back Box 2 Gang – 25mm
X-BBSM2G-35	Back Box 2 Gang – 35mm
X-BSPS-10A	Plug Socket – 10 Amp
X-2GSW2W-10A	Switch 2 Gang – 10 Amp
X-3GSW2W-10A	Switch 3 Gang – 10 Amp
X-1GDPSW-13A	Switch 1 Gang – 13 Amp
X-2GDPSW-13A	Switch 2 Gang – 13 Amp
X-DPSW-20A	Switch Double Pole – 20 Amp
X-PT	Plug Top – 13 Amp

Fused Spur Metal

Fused Spur Plastic

Rotary Enclosed Isolators

Rotary Enclosed Isolators

Our insulated 3 and 4 pole rotary enclosed isolators are CE marked and suitable for disconnecting the power supply to outdoor air source heat pumps and air conditioning units.

The isolators are weatherproof to IP65, easy to install, conform to IEC 60947-3. They have a lockable off position and interlockable cover which can be removed only in the off position. Earth and neutral terminals included and M20/25 knockouts up to 63A.

Code	No. of poles	Amps AC21	AC23A 240VA	AC23A 400VA	Cable Capacity Solid	Cable Capacity Stranded	Height	Width	Depth
IS-3P-20A	3	20 Amp	5.5 kW	3.7 kW	1-16mm²	0.75-10mm²	175mm	114mm	135mm
IS-3P-32A	3	32 Amp	11 kW	7.5 kW	1-16mm²	0.75-10mm²	175mm	114mm	135mm
IS-30-40A	3	40 Amp	15 kW	11 kW	1-16mm²	0.75-10mm²	175mm	114mm	135mm
IS-3P-63A	3	63 Amp	22 kW	18.5 kW	1-16mm²	0.75-10mm²	175mm	114mm	135mm
IS-4P-20A-S	4	20 Amp	5.5 kW	3.7 kW	1-16mm²	0.75-10mm²	125mm	100mm	120mm
IS-4P-20A	4	20 Amp	5.5 kW	3.7 kW	1-16mm²	0.75-10mm²	175mm	114mm	135mm
IS-4P-32A-S	4	32 Amp	11 kW	7.5 kW	1-16mm²	0.75-10mm²	125mm	100mm	120mm
IS-4P-32A	4	32 Amp	11 kW	7.5 kW	1-16mm²	0.75-10mm²	175mm	114mm	135mm
IS-4P-40A	4	40 Amp	15 kW	11 kW	1-16mm²	0.75-10mm²	175mm	114mm	135mm
IS-4P-63A	4	63 Amp	22 kW	18.5 kW	1-16mm²	0.75-10mm²	175mm	114mm	135mm

Pro Universal™

A frequent maintenance programme is vital for the efficient running and cost effective operation of Air Source Heat Pumps. DiversiTech has developed this range which not only cleans very effectively, but also has virtually no detrimental long-term effect on the equipment.

Pro-Universal™ features a special inhibitor that prevents its alkaline ingredient from attacking the coil. Instead it concentrates solely on actively breaking down soil and dirt. Pro-Universal & G2G Universal are NSF registered as food safe for use in food preparation areas.

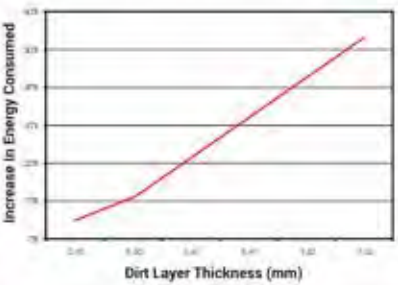

Clean Coil

Dirty Coil

Code	Description	Size	Suitable for use on ...
PRO-UNIV-GB	Concentrated – Indoor & Outdoor NSF Registered Food Safe Coil Cleaner	5 Litre	Condensers / Evaporators / Air Filters
G2G-UNIV-GB	Pro Universal Pre-Mixed Coil Cleaner	1 Litre	Condensers / Evaporators / Air Filters

Pro Green™

Pro-Green and G2G Green are friendlier on the environment. This coil cleaner is non-toxic, non-corrosive and readily biodegradable.

Ideal for condensers, evaporators and air filters and is NSF registered as food safe for use in food preparation areas.

Code	Description	Size	Suitable for use on ...
PRO-GREEN-GB	Concentrated – Environmentally Friendly Coil Cleaner	5 Litre	Condensers / Evaporators / Air Filters
G2G-GREEN-GB	Pre-Mixed Environmentally Friendly Coil Cleaner	1 Litre	Condensers / Evaporators / Air Filters

sales@pumph.co.uk +44(0)115 900 5858

Aerosols

Pump House are proud to present our re-branded range of aerosol cleaners. These professional aerosols are the perfect blend of high performance and excellent economy.

The range has seen improvements in formulation, scent, name and appearance.

Code	Description	Size	Suitable for use on ...
AER-D-600	Coil Clean - Universal Coil Cleaner	600ml	Condensers / Evaporators
AER-F-600	Coil Foam - Heavy Duty Condenser Cleaner	600ml	AC & Refrigeration Condenser Coils
AER-I-600	Coil Care - Evaporator Cleaner & Disinfectant	600ml	Condensers / Evaporators
AER-C-600	Case Clean – Case, Fascia & Glass Cleaner	600ml	Fan Coils, Cassette Units & Boiler Cases
AER-O-500	Grease Buster – Solvent Based Cleaner & Degreaser	600ml	Fan Coils, Cassette Units & Boiler Cases
AER-B-500	Leak Seek – Bubble Up Detector Spray	500ml	Leak Detector

Compression Sprayers

Various hand held and compression sprayers are available for applying coil cleaners to the coils. Designed for fast and easy application.

Code	Description	Capacity
1002	Hand Held Sprayer	1.4 Litres
2601	Compression Sprayer – 1 Gallon	3.8 Litres
2602	Compression Sprayer – 2 Gallon	7.4 Litres
2603	Compression Sprayer – 3 Gallon	11.4 Litres

1002

2602

DrainGun™

Blocked drain line - no problem with our DrainGun™. This lightweight, portable tool is designed to unblock condensate drain lines and other pipework instantly.

Simply insert a CO_2 cartridge in to the DrainGun and with a press of the trigger, SWOOSH... 800 psi of food grade CO_2 blows the blockage out.

GGC-6

Code	Description	Size
GG-1	Drain Gun Line Cleaner	Single Pack
GGC-6	Drain Gun – Pack of 6 CO^2 Cartridges	Pack of 6
GG-1A	Drain Gun – Adaptor Kit – for larger tubes, oil lines and 90 degree angels	3 adaptors
GG-1H	Drain Gun – Hose Assembly	Single Pack

Cliplight - Pivot™ Torches

The Pivot™ range has a 360 degree swivel hook and is magnetic at the base and back. Available in colours Yellow/Black and Camo. All models are supplied with three AAA batteries.

Code	Description	Colour	Lumens	UOM	Master Qty
111114	Pivot – 5 LED Work Light	Yellow / Black	240	Each	Pack of 9
111115	Pivot Mini – 18 LED Front Light / 3 LED Top	Yellow / Black	120	Each	Pack of 12
111117	Pivot Mini – 18 LED Front Light / 3 LED Top	Camo	120	Each	Pack of 12
24-458	Pivot 33 – 28 LED Front Light / 5 LED Top	Yellow / Black	160	Each	Pack of 9
24-460	Pivot 33 – 28 LED Front Light / 5 LED Top	Camo	160	Each	Pack of 9

Abrasive Cloth

A high quality aluminium oxide 120 grit abrasive cloth, that can be used wet or dry to thoroughly clean steel and copper tubing.

SC-10

Code	Description	UOM	Master Qty
SC-10	Abrasive Cloth – 120 Grit – 1-1/2" x 10 yards	1	1

Grip-Cut Cloth

A 180 grit open mesh sand screen cloth with aluminium oxide bonding, that is 100% waterproof. Can be used by hand or with portable tools and is most effective where clogging would be a problem such as soft materials.

SCM-5

Code	Description	UOM	Master Qty
SCM-5	Grip-Cut Open Mesh Sand Screen Cloth – 1-1/2" x 5 yards	1	1

Braze Barrier Mats

This flame barrier drop cloth withstands temperatures to (1600°C) 3000°F No asbestos. Protects walls, floors, equipment, components and adjacent surfaces from torch flames when soldering, brazing or welding.

16500

16510

Code	Description	UOM	Master Qty
16500	Plain Braze Barrier Mat 18" x 18"	1	1
16510	Keyhole Braze Barrier Mat - 18" x 18"	1	1

pump house

sales@pumph.co.uk +44(0)115 900 5858

Cool-Weld™ Heat Barrier Spray

Cool-Weld ™ is a spray on gel heat shield for reducing heat transfer during soldering, brazing and welding. Ideal for use on pipes, valves, sheet metals, etc. Can be used on porous surfaces such as fabrics or drywall. As long as there is some Cool-Weld™ present the surface will resist charring. Easy to wipe off with a damp cloth after use.

Code	Description	UOM	Master Qty
COOLWELD-32	Cool-Weld Heat Barrier Spray – 946ml with spray top	Each	12

Telescopic Inspection Mirrors

Fast, accurate visual inspection of hidden and hard to reach areas with an almost limitless number of positions. Double ball joint links swivel mirrors for viewing 360 degrees. Precision engineered links are made from tempered spring steel to withstand the streses of constant repositioning. Moves freely and holds in the desired position.

Code	Description	Qty
M-1	Mirror 1-1/4" circular – extends 32mm - 463mm (6-1/4" to 18-1/4")	1
M-1R	Replacement Head for M-1	1
M-2	Mirror 57mm (2-1/4") circular – extends 254mm - 355mm (10" to 14")	1
M-2R	Replacement Head for M-2	1
M-3	Mirror 54mm x 183mm (2-1/8" x 3-1/2") rectangular – extends 285mm - 387mm (11-1/4" to 15-1/4")	1
M-3R	Replacement Head for M-3	1
M-4	Mirror 22mm (7/8") Circular – extends 165mm (6-1/2")	1
M-5	Mirror 25mm x 50mm (1" x 2") Oval – extends 191mm (8-1/2")	1

Wypall Cloths

Heavy Duty towels that absorb grease, oil, water and solvents from floors, hands, parts, tools and machinery.

Code	Description	UOM	Qty
5-05790	WypAll Plus Towels – White, pack of 100	Each	Pack of 100

Expanding Foam Sealant

A one component closed-cell expanding polyurethane foam sealant that is tack free in 20 minutes. Can be painted to prevent UV damage after 12 hours of drying time. Used to seal around doors, windows,pipes, ducts and vents - in fact, virtually anywhere. Foam contains fire retarding chemicals but is not rated as a fire stop product.

Code	Description	UOM	Master Qty
01714	Foam Sealant – 355ml	Each	12
01724	Foam Sealant – 591ml	Each	12

Silicone Sealants

Available in clear or white, DiversiTech silicone sealants are 100% food grade and can be used in applications for continuous use up to 232°C. It is UV and water resitant and has long term flexibility.

Code	Description	UOM	Master Qty
7-4000	Clear Silicone Sealant – 305ml	Each	12
7-4100	White Silicone Sealant – 305ml	Each	12

Diversi-Gum Sealing Compound

Diversi-Gum is a non-hardening, non-corrosive sealing compound that is immediately paintable and has a temperature usage range between -4°C and 49°C. It is ideal for sealing openings through walls from pipe work.

Code	Description	UOM	Master Qty
6-202-1	Diversi-Gum - 0.5kg Slug	Each	24
6-202-2	Diversi-Gum - 1kg Slug	Each	20

Flexi Patch™

Flexi-Patch™ is an easy to use flexible repair patch ideal for repairing almost any surface. It cures quickly using only UV light from sunlight or a UV flashlight for a long lasting, permanent repair.

Flexi-Patch is a fiberglass-reinforced polyester ideal for use on PVC, plastics, metal, wood, concrete and more. It's the easy way to permanently patch almost any surface. It dries hard for permanent repair. Can be drilled and painted once dry. Capable of handling pressures upto 500psi and temperature range -26°C to 150°C

Code	Description	UOM	Master Qty
FP-36	Flexi Patch Fibreglass repair patch – 75mm x 150mm – 10 per pack	Each	20

sales@pumph.co.uk +44(0)115 900 5858

Plastic Pipe Fixings

PP-45EL-21.5-W

PP-90EL-21.5-W

PP-T-21.5-W

PP-CON-21.5-W

PP-CL-28-W / PP-CL-22-W / PP-CL-15-W

PP-PIPE-21.5-W

PP-CL-32-W / PP-CL-32-W / PP-CL-32-G

X-SOLCEM

Code White	Code Black	Description	Pipe Size (mm)	Quantity
PP-90EL-21.5-W	PP-90EL-21.5-B	Plastic Pipe – 90 Degree Elbow	21.5mm	Pack of 10
PP-45EL-21.5-W	PP-45EL-21.5-B	Plastic Pipe – 45 Degree Elbow	21.5mm	Pack of 10
PP-CON-21.5-W	PP-CON-21.5-B	Plastic Pipe – Straight Connector	21.5mm	Pack of 10
PP-T-21.5-W	PP-T-21.5-B	Plastic Pipe – T Connector	21.5mm	Pack of 10
PP-PIPE-21.5-W	PP-PIPE-21.5-B	Plastic Pipe	21.5mm	3 metre

Code White	Code Black	Code Grey	Description	Pipe Size (mm)	Quantity
PP-CL-15-W			Plastic Pipe Clip	15mm	Pack of 100
PP-CL-22-W			Plastic Pipe Clip	22mm	Pack of 100
PP-CL-28-W			Plastic Pipe Clip	28mm	Pack of 100
PP-CL-32-W	PP-CL-32-B	PP-CL-32-G	Plastic Pipe Clip	32mm	Pack of 10
PP-CL-40-W	PP-CL-40-B	PP-CL-40-G	Plastic Pipe Clip	40mm	Pack of 10

Code	Description	Size	Quantity
X-SOLCEM	Solvent Cement	250ml	1

Plastic Pipe Clamps / Non-Return Valves

Our plastic pipe clamps are designed to connect overflow or waste hose pipe to an existing 32mm (1-1/4") or 40mm (1-1/2") pipe. To avoid waste water flowing back up the pipe work our non-return valves can be used on overflow pipe or waste hose pipe.


PP-CL-21.5-W-32-40 PP-UNI-CL-W-32-40

PP-21.5-NRV

Code	Description	Quantity
PP-CL-21.5-W-32-40	Pipe Clamp Kit – 21.5mm overflow to 32mm (1/1/4") and 40mm (1-1/2")	1
PP-UNI-CL-W-32-40	Pipe Clamp – Hose Connector 32mm (1-1/4") and 40mm (1-1/2")	1
PP-21.5-NRV	Non-Return Valve – for 21.5mm overflow pipe	1
PP-UNI-NRV	Non-Return Valve – with Hose Fitting	1

Strap On Boss

Using a Strap On Boss allows you to add condensate drain pipe to a soil and vent pipe, or to add a waste connection into an existing PVCu and cast iron soil pipe.

For use with 32mm or 40mm pipes. Must be solvent welded into position.

PP-SOBOSS-110-B-40

PP-SOBOSS-110-G-40

Code	Description	Quantity
PP-SOBOSS-110-G-32	Strap On Boss – 110mm Pipe with 32mm (1-1/4") Rubber – GREY	1
PP-SOBOSS-110-G-40	Strap On Boss – 110mm Pipe with 40mm (1-1/2") Rubber – GREY	1
PP-SOBOSS-110-B-32	Strap On Boss – 110mm Pipe with 32mm (1-1/4") Rubber – BLACK	1
PP-SOBOSS-110-B-40	Strap On Boss – 110mm Pipe with 40mm (1-1/2") Rubber – BLACK	1
X-PVCU-SOBSC-110MM	Strap On Boss – 110mm PVCU	10

PVC Pipes

PVC-U - Elbow 3/4" 90 Degree

PVC-U - 3/4" Socket

PVC-U - 3/4" T Piece

PVC-U - 3/4" Maclow Clips

Code ¾ inch	Code 1 inch	Code 1-1/4 inch	Description	Quantity
X-PVCU-3/4E-45		X-PVCU-1-1/4E-45	PVCU – Elbow – 45 Degree	10
X-PVCU-3/4-45T		X-PVCU-1-1/4-45T	PVCU – 45 Degree T	10
X-PVCU-3/4E-90	X-PVCU-1E-90	X-PVCU-1-1/4E-90	PVCU – Elbow – 90 Degree	10
X-PVCU-3/4-MAC	X-PVCU-1-MAC	X-PVCU-1-1/4-MAC	PVCU – Maclow Clips	10
X-PVCU-3/4-EC			PVCU – End Cap	10
X-PVCU-3/4P-3M	X-PVCU-1P-3M	X-PVCU-1-1/4-3M	PVCU – Pipe – 3 Metre Length	10
X-PVCU-3/4-SOC	X-PVCU-1-SOC	X-PVCU-1-1/4-SOC	PVCU – Socket	10
X-PVCU-3/4-CAP		X-PVCU-1-1/4-CAP	PVCU – Threaded Cap	10
X-PVCU-3/4-PIN		X-PVCU-1-1/4-PIN	PVCU – Pin / Barrel	10
X-PVCU-3/4-R		X-PVCU-1-1/4-R	PVCU – Reducer	10
X-PVCU-3/4-RE		X-PVCU-1-1/4-RE	PVCU – Rodding Eye	10
X-PVCU-3/4-TP	X-PVCU-1TP	X-PVCU-1-1/4-TP	PVCU – T Piece	10

pump house Devonflex

sales@pumph.co.uk +44(0)115 900 5858

Flexi Support

Light - Flexi Base & Extender Frames

BASE & EXTENDER frames are designed to provide stability and spread loads evenly across flat roof surfaces. Modular frames are ideal for a/c split systems and VRV/VRF systems.

The galvanised steel frame raises equipment up to 405mm (higher heights available) above the flat roof level, permitting quick and easy access for roof maintenance.

Step One: Assemble a BASE FRAME

ORDER - PH-BF-B

Step Two: Need a bigger frame? Add an EXTENDER FRAME

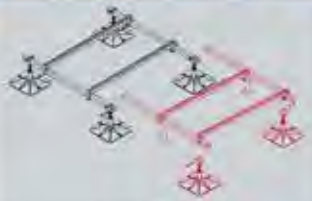

ORDER - PH-EF-B

Step Three: Connect the BASE & EXTENDER FRAMES together

ORDER - PH-BF-B & PH-EF-B

Item	Material
FEET	Square - 320mm square UV stabilised - 90% polypropylene and 10% grp
LEGS	48mm diameter, 3mm galvanised steel tube. M24 galvanised steel height adjuster. 3mm galvanised steel U-clevis
BOX BEAMS	40mm x 40mm x 2.5mm galvanised box section
CROSS BEAMS	41mm x 41mm x 2.5mm galvanised steel slotted strut
FIXING BOLTS	M12 spun galvanised

Code	Description	Length	Width	Min. Height	Max. Height	Safe Working Load**	Weight
PH-BF-B	Flexi Base Frame	1200mm	1200mm	300mm	405mm	500kg	30kg
PH-EF-B	Flexi Extender Frame	1200mm	1200mm	300mm	405mm	500kg	24kg

pump house
sales@pumph.co.uk +44(0)115 900 5858

Everyday - Flexi H-Frame Kits

F-HF-500

F-HF-320

Our H-frame kits offer the installer full flexibility by providing a solution where they can supply their own strut to suit their installation requirements.

The H-frame kits are supplied with a pair of either our 320mm feet, most widely used in the majority of installations, or where heavier more demanding loads are present, then our 500mm foot version kit is available.

All kits are supplied with hot dip galvanised angle brackets together with all the necessary fixings to assist the installer in a low cost, versatile and fast assembly solution on site. Complete strut assembled frameworks, (H-frame kits where the strut is also supplied), are available upon request.

Code	Description	Foot Size	Safe Working Load**	Weight
F-HF-320	Flexi H-Frame Kit - 2 square black feet with fittings*	320mm x 320mm	250kg	4kg
F-HF-500	Flexi H-Frame Kit - 2 square black feet with fittings*	500mm x 500mm	600kg	13kg

Item	Material
FEET	Square - 320mm and 500mm square UV stabilised - 90% polypropylene and 10% grp
MAT	100% natural rubber, (mat is adhered to the feet)
FIXINGS	M10 ZP sets, spring washers and nuts
ANGLE BRACKETS	Mild steel, hot dipped galvanised BS EN ISO 1461:2009

* NB - the lengths of the strut are not supplied with this kit. ** As the strut is not supplied with the kit, the maximum load is a guide only

** It is the installer's responsibility to ensure that equipment weights do not exceed the safe working loads quoted and that the roof structure onto which these products are being applied is sufficiently sound to withstand the weight and point loading. If these products are used in contact with a PVC/TPO roof membrane the installer should seek advice from the membrane manufacturer on the possible migration of plasticizers and the effect of this on the roof guarantee. These products should not be used for any purpose other than that for which they have been designed and the products must not be modified in any way. Pump House accepts no liability for damage caused by the incorrect application or installation of these products..

Everyday - Flexi Foot With Strut

Flexi Foot With Strut – These feet can support pipework, cable tray, and can also be used to mount air conditioning units, air source heat pumps and a variety of outdoor equipment.

Solar thermal and solar photovoltaic on flat roof installations can also be accommodated. Made from heavy duty recycled rubber. The 21x41mm galvanised steel strut is supplied bonded to the rubber. Drain slots are molded to the underside of the foot.

Item	Material
RUBBER	Compression moulded using milled, sieved and graded, recycled rubber bound with high quality adhesive
DENSITY	1.0kg / cm³
STRUT	41 x 21 x 1.5mm galvanised steel

Code	Description	Length mm	Width mm	Height mm	Safe Working Load*	Weight
FF-250-S	Flexi Foot With Strut – 250mm	250	185	100	175kg	2.8kg
FF-400-S	Flexi Foot With Strut – 400mm	400	185	100	280kg	4.6kg
FF-600-S	Flexi Foot With Strut – 600mm	600	185	100	420kg	7.6kg
FF-1000-S	Flexi Foot With Strut – 1000mm	1000	185	100	700kg	12.0kg

Code	Description	Length mm	Width mm	Height mm	Safe Working Load*	Weight
FF-250-S-P-L	Flexi Foot With Strut – 250mm – Low Profile	250	185	50	100kg	1.4kg
FF-400-S-P-L	Flexi Foot With Strut – 400mm – Low Profile	400	185	50	150kg	2.3kg

sales@pumph.co.uk +44(0)115 900 5858

Everyday - Flexi Foot Universal

The Flexi Foot Universal has three M10 inserts, offering support for small pipework and runs of cable tray, for air source heat pumps and a variety of outdoor equipment. The installer is free to bolt their own strut of various lengths to suit any installation from 500mm to 3000mm in length. It can also be used to support both solar thermal and solar photovoltaic on flat roof installations.

FF-250-UNI

Code	Description	Length mm	Width mm	Height mm	Safe Working Load*	Weight
FF-250-UNI	Flexi Foot Universal – 250mm	250	185	100	125kg	2.8kg

Item	Material
RUBBER	Compression moulded using milled, sieved and graded, recycled rubber bound with high quality adhesive
DENSITY	1.0kg / cm³
INSERTS	M10 (metric course thread) x 20mm zinc plated steel, through inserts
MAX. TORQUE (INSERTS)	15Nm
MAX. LOAD (INSERTS)	25kg

* The maximum load quoted is 25kg per insert and have been tested with a 4:1 safety ratio.

Flexi Fix Clamp

The Flexi Fix Clamp is used to add stability particularly with twin fan units. The Fix Clamp can be secured to the floor with anchor bolts.

FF-FIXCLAMP

Code	Description	Length mm	Width mm	Height mm
FF-FIXCLAMP	Flexi Foot Fix Clamp	240	60	103

Flexi Fix Packs

To complement our range of Flexi Feet we have created two versions of fix packs in either spring nut or T bolt. The packs contain bolts, nuts and washers for the installation of a pair of feet for a single condensing unit.

FF-FIXPACK

FF-FIX2

Code	Description
FF-FIX-PACK	Components with spring bolts to secure an outdoor AC unit – for 2 Flexi Feet
FF-FIX-2	Components with T bolts to secure an outdoor AC unit – for 2 Flexi Feet

Protection Fleece

Geotextile polyester fleece for PVC/TPO field membrane protection. Sold by linear metre. Please specify requirements.

MPF-12

Code	Description	Density
MPF-12	Protection Fleece – 2000mm x 1000mm	300gsm

Flexi Foot - Variations

PH-FO-350-5.0-S

PH-FO-200

To complement our range of Flexi Feet we have an number of variations on the standard flexi foot with strut. The foot only options are available in 200, 350 and 500mm with angle pitch variants.

Code	Description	Length mm	Width mm	Height mm	Safe Working Load**	Weight
PH-FO-200	Flexi Foot – 200mm for vertical strut / M10 thread	200	200	85	100kg	2.3kg
PH-FO-350	Flexi Foot – 350mm for vertical strut	350	350	110	150kg	5.7kg
PH-FO-350-2	Flexi Foot – 350mm for vertical 82x41mm strut	350	350	110	150kg	5.7kg
PH-FO-350-2.5-S	Flexi Foot – 350mm for vertical 2.5 degree	350	350	125	150kg	5.9kg
PH-FO-350-5.0-S	Flexi Foot – 350mm for vertical 5.0 degree	350	350	140	150kg	6.1kg
PH-FO-500	Flexi Foot – 500mm for vertical strut	500	500	110	150kg	10.5kg
PH-FO-500-2	Flexi Foot – 500mm for vertical 82x41mm strut	500	500	110	150kg	10.5kg
PH-FO-500-2.5	Flexi Foot – 500mm for vertical 2.5 degree	500	500	130	150kg	10.7kg
PH-FO-500-5.0	Flexi Foot – 500mm for vertical 5.0 degree	500	500	150	150kg	10.9kg

Flexi Mini Foot

Lightweight support that may be used with horizontal or vertical strut to support low level cable tray and other services.

- Accepts 41mm x 41mm strut vertically into core
- Accepts 41mm x 41mm strut horizontally via fixing screw (supplied)
- Foam anti-vibration pad pre-fitted to the base
- Made from UV-stable pvc, strut not supplied

F-MF-160

Code	Description	Length mm	Width mm	Height mm	Safe Working Load**	Weight
F-MF-160	Flexi Mini Foot – 160mm	160	160	60	50kg	230g

Walkway Mat

WW-MAT-500

Walkway mats may be combined to define a safe access path whilst protecting the roof surface.

Code	Description	Length mm	Width mm	Height mm	Safe Working Load**	Weight
WW-MAT-500	Walkway Mat – 500mm	500	500	45	150kg	14kg

** It is the installer's responsibility to ensure that equipment weights do not exceed the safe working loads quoted and that the roof structure onto which these products are being applied is sufficiently sound to withstand the weight and point loading. If these products are used in contact with a PVC/TPO roof membrane the installer should seek advice from the membrane manufacturer on the possible migration of plasticizers and the effect of this on the roof guarantee. These products should not be used for any purpose other than that for which they have been designed and the products must not be modified in any way. Pump House accepts no liability for damage caused by the incorrect application or installation of these products.

sales@pumph.co.uk +44(0)115 900 5858

Heavy - Flexi Twin Frames

Frames for large pipes, air handling units, chillers and packaged plant rooms. These robust & versatile free standing modular frames are supplied with fully adjustable leg assemblies in 500mm square polypropylene feet, incorporating anti-vibration rubber mats adhered to the underside. Robust 50 x 50mm box cross bars are 5mm thick to cater for mid-span point loads, resulting in even load dispersal through the framework down to each foot.

The optional mounting plate can be purchased in addition or as an alternative to the adjustment being in the leg assemblies. Therefore a non-adjustable twin is also available.

F-TWIN-500-A

Application: Suitable for heavier building services such as large air handling units, chillers and packaged plantrooms. An ideal solution when the criteria to target existing roof beams is necessary. The twin frames can be targeted immediately above to assist direct load transfer to exisiting roof beams below: a common requisite in weaker roof designs.

Item	Material
FEET	Square - 500mm square UV stabilised - 90% polypropylene and 10% grp
MAT	100% natural rubber, (mat is adhered to the feet)
LEGS	48mm dia. 3mm stud steel tube with M24 stud adjuster and 4mm thick U clevis to top
CROSS BARS	50x50x5mm SHS (Square hollow section) with optional mounting plate if required
FINISH	Hot dip galvanised steelwork BS EN 10219-1: 2006 Galvanising BS EN ISO 1461:2009 Salt Mist Testing: BS EN 60068-2-52-2018

Double Mounting Plate
Part Code - F-TQ-ADJ-D

Single Mounting Plate
Part Code - F-TQ-ADJ-S

Code	Description	Length mm	Width mm	Height mm	Weight	Max Load
F-TWIN-500	Flexi TWIN (non-adjustable legs)	1200mm	500mm	300mm	28kg	1000kg
F-TWIN-500-A	Flexi TWIN (adjustable legs)	1200mm	500mm	240-370mm	30kg	1000kg
F-TQ-ADJ-S	Single Mounting Plate	250mm	150mm	-	3kg	-
F-TQ-ADJ-D	Double Mounting Plate	250mm	150mm	170mm (adjustable)	8kg	-

Heavy - Flexi Quad Frames

These robust & versatile free standing modular frames are supplied with fully adjustable leg assemblies and 500 x 500mm polypropylene feet, which incorporates anti-vibration rubber mats adhered to the underside. Robust 50 x 50mm box end bars and cross bars both being 5mm thick in section, cater for picking up the point load mid span, resulting in even load dispersal through the framework down to the feet. The optional adjuster plate can also be purchased and these are supplied with fixings.

F-QUAD-500-A

Application: Suitable for heavier building services such as large air handling units, chillers and packaged plantrooms. Quads are particularly useful for managing heavy loads, and as a direct replacement for traditional concrete plinths, as they can be re-positioned to accommodate late design changes

Item	Material
FEET	Square - 500mm square UV stabilised - 90% polypropylene and 10% grp
MAT	100% natural rubber, (mat is adhered to the feet)
LEGS	48mm dia. 3mm stud steel tube with M24 stud adjuster and 4mm thick U clevis to top
END BARS	50x50x5mm SHS (Square hollow section)
CROSS BARS	50x50x5mm SHS (Square hollow section) with optional mounting plate if required
FINISH	Hot dip galvanised steelwork BS EN 10219-1:2006 Galvanising BS EN ISO 1461:2009. Salt Mist Testing: BS EN 60068-2-52:2018

Double Mounting Plate
Part Code - F-TQ-ADJ-D

Single Mounting Plate
Part Code - F-TQ-ADJ-S

Code	Description	Length mm	Width mm	Height mm	Weight	Max Load
F-QUAD-500	Flexi QUAD (non-adjustable legs)	1200mm	500mm	300mm	60kg	2000kg
F-QUAD-500-A	Flexi QUAD (adjustable legs)	1200mm	500mm	240-370mm	64kg	2000kg
F-TQ-ADJ-S	Single Mounting Plate	250mm	150mm	-	3kg	-
F-TQ-ADJ-D	Double Mounting Plate	250mm	150mm	170mm (adjustable)	8kg	-

sales@pumph.co.uk +44(0)115 900 5858

Heavy - Flexi Modular Frames

Modular robust frames for large air handling units.

These robust free standing modular frameworks are supplied with fully adjustable leg assemblies and 500 x 500mm polypropylene feet, incorporating anti-vibration rubber mats adhered to the underside. Robust 50 x 50mm square hollow section end bars are 2.5mm thick and are supplied with either 50 x 50mm, or 100 x 50mm cross bars. With a variety of sizes available for both our end bars and cross bars, a suitable framework can be designed to suit many applications where a strong support is key.

Application: Suitable for heavier building services such as large air handling units, chillers and air cooled condensers. Our unique 'drop on ' cross bars offer a faster alternative when erecting the framework compared with some slide on systems.

Item	Material
FEET	Square - 500mm square UV stabilised - 90% polypropylene and 10% grp
MAT	100% natural rubber, (mat is adhered to the feet)
LEGS	48mm dia. 3mm stud steel tube with M24 stud adjuster and 4mm thick U clevis to top
END BARS	50x50x2.5mm SHS (square hollow section)
CROSS BARS	50x50x3mm SHS & 100x50x3mm (square/ rectangular hollow section)
FINISH	Hot dip galvanised steelwork BS EN 10219-1:2006 Galvanising BS EN ISO 1461:2009. Salt Mist Testing: BS EN 60068-2-52:2018

Code	SHS Section	1000mm	1500mm	2000mm	2500mm	3000mm	3500mm
END BAR	50x50x2.5	PHF-005A	PHF-005B	PHF-005C	-	PHF-005D	-
CROSS BAR	50X50X3.0	-	PHF-016	-	-	-	-
CROSS BAR	100X50X3.2	-	-	PHF016A	PHF-016B	PHF-016C	PHF-016D

Heavy - Flexi Custom Frames

Custom robust frameworks for the support of complex and heavy building services.

These custom solutions are frequently manufactured from 100 x 50mm parallel flange channel and/or 100x 100mm HEB (European Beam) and supported off fully adjustable leg assemblies utilising our larger 500 x 500mm polypropylene feet, incorporating anti-vibration rubber mats adhered to the underside. However larger steel sections are available dependant on project requirement and/or mass or size of the services being supported. All frameworks are hot dip galvanised. We will provide an AutoCAD drawing proposal together with load calculations prior to manufacture.

Application: Suitable for heavier chillers, packaged plantrooms, or complex shaped building services, typically air handling units. Steelwork comes with all necessary fixings and the correct amount of leg assemblies/feet. These are manufactured in the UK offering a very fast lead time.

Item	Material
FEET	Square - 500mm square UV stabilised - 90% polypropylene and 10% grp
MAT	100% natural rubber, (mat is adhered to the feet)
LEGS	Custom manufactured to suit most heights and welded frames. Supplied with M24 adjuster stud for levelling
FRAME	Dependant on load/span
FINISH	Hot dip galvanised steelwork BS EN 10219-1:2006 Galvanising BS EN ISO 1461:2009. Salt Mist Testing: BS EN 60068-2-52:2018

Information Required	AHU Requirements	Chiller Requirements	Packaged Plantroom Requirements
1	Sectional quantity	AVM quantity & point loads	Sectional quantity
2	Sectional dimensions	AVM dimensional locations	Sectional dimensions
3	Sectional weight	Total weight (operating mass)	Total weight (operating mass)
4	Overall dimensions & weight	Overall dimensions	Overall dimensions

sales@pumph.co.uk +44(0)115 900 5858

Access - Flexi Step-Overs & Hop-Overs

Safe access solutions designed and manufactured to current British Standards.

With the introduction of The Work at Height Regulations back in 2005, the regulations apply to all work at height where there is a risk of a fall liable to cause personal injury. This regulation places duty on employees, the self employed and any person that controls the work of others, e.g. facility managers, building owners/end users etc. Flexi access solutions are designed to current British Standards; we offer full working drawings, site surveys and all our access range is manufactured in the UK. GRP options are also available upon request. So whether it's a cat ladder, companion way ladder, stairs, ramps, walkways or a combination of all these, flexi access will provde you and your workforce with a safe access solution. We can also offer a custom design service to suit your needs.

Application: Step-Overs to bridge ducts, pipes and electrical containment; custom solutions to access maintenance doors to AHU's chillers or other rooftop services, ramped access solutions where wheel barrow / sack barrows are used and straight foward elevated access solutions. Cat ladders and companion way ladder also available.

Item	Material
FEET	Square - 320mm square UV stabilised - 100% polypropylene
MAT	320mm feet only - 100% natural rubber, (mat is adhered to the feet)
LEGS	Step-Overs; 48mm dia. 3mm stud steel tube with M24 stud adjuster and 3mm thick U clevis to top
LEGS	Hop-Overs; 40x40x2mm SHS (Square hollow section)
HAND RAILS	33.7mm diameter mild steel
TREADS / FLOORING	25x3mm open grid flooring. (41/100 bearing bars) and designed to 7.5Kn/M² Loading BS4592 part 1
FINISH	Hot dip galvanised steelwork BS EN 10219-1:2006 Galvanising BS EN ISO 1461:2009. Salt Mist Testing: BS EN 60068-2-52:2018

Code	Description	Thread Qty	Landing Size mm	Clearance Height mm	Foot Size
F-SO-2	Flexi Step Over 2 up / 2 down	2 up / 2 down	1000mm x 1000mm	560mm	320mm x 320mm
F-SO-3	Flexi Step Over 3 up / 3 down	3 up / 3 down	1000mm x 1000mm	780mm	320mm x 320mm
F-SO-4	Flexi Step Over 4 up / 4 down	4 up / 4 down	1000mm x 1000mm	1000mm	320mm x 320mm
F-HO-600	Flexi Hop Over – 600mm	–	1000mm x 600mm	180mm	320mm x 320mm
F-HO-1000	Flexi Hop Over – 1000mm	–	1000mm x 1000mm	180mm	320mm x 320mm
F-HO-HR	Flexi Hand Rail for Hop Over	–	–	–	–

Access - Flexi Custom Platforms & Walkways

A tailored solution to fit around existing rooftop building services.

Flexi custom platforms and walkways are designed to provide solutions for maintenance and fire exit access. We can visit sites and carry out a thorough survey from which we generate AutoCAD drawings. These will be forwarded for approval to the project team prior to manufacture. They are manufactured from mild steel with a hot dip galvanised finish. Alternatively we can offer aluminium or GRP solutions upon request. Designed to comply with British Standards, these versatile and easy to assemble solutions are supplied with M24 adjustable legs, (to cater for the roof fall), and supported by our 320mm square feet.

Application: Generally positioned on flat roofs providing access to rooftop building services and fire exit access solutions.

Item	Material
FEET	Square - 320mm square UV stabilised - 100% polypropylene
MAT	320mm feet only - 100% natural rubber, (mat is adhered to the feet)
LEGS	Step-Overs; 48mm dia. 3mm stud steel tube with M24 stud adjuste and 3mm thick U clevis to top
LEGS	Hop-Overs; 40x40x2mm SHS (Square hollow section)
HAND RAILS	33.7mm diameter. Kee Klamp (or similar) c/w interchangeable fittings
TREADS / FLOORING	25x3mm open grid flooring. (41/100 bearing bars) and designed to 7.5Kn/M² Loading BS4592 part 1
FINISH	Hot dip galvanised steelwork BS EN 10219-1:2006 Galvanising BS EN ISO 1461:2009. Salt Mist Testing. BS EN 60068-2-52:2018

Pump House supply access solutions that utilise stairs, companion way ladders or cat ladders, or a combination of all of these. Ramped access solutions are also available upon request. Manufactured to current British Standards, Pump House supply the solutions flat packed with all necessary fixings for quick assembly on site by others. We offer an efficient manufacturing and galvanising process and can supply goods to site usually within 10-15 working days.

sales@pumph.co.uk +44(0)115 900 5858

Fixings

Slotted Channel & Accessories

Slotted Channel

Code 3 Metres	Code 6 metres	Description
X-CH4121-1.5-3M	X-CH4121-1.5-6M	Slotted Channel – 41mm x 21mm x 1.5mm
X-CH4121-2.5-3M	X-CH4121-2.5-6M	Slotted Channel – 41mm x 21mm x 2.5mm
X-CH4141-1.5-3M	X-CH4141-1.5-6M	Slotted Channel – 41mm x 41mm x 1.5mm
X-CH4141-2.5-3M	X-CH4141-2.5-6M	Slotted Channel – 41mm x 41mm x 2.5mm
X-CH4182-2.5-3M	X-CH4182-2.5-6M	Slotted Channel – 41mm x 82mm x 2.5mm

X-CH4121-1.5

Beam G Clamp

Code M6	Code M8	Code M10	Code M12	Description
X-BGC-M6	X-BGC-M8	X-BGC-M10	X-BGC-M12	Beam G Clamp

X-BGC-M8

Channel Clamp

Code Type 1	Code Type 2	Code Type 3	Code Type 4	Code Type 5	Code Type 6	Code Type 8	Description
X-CBC-1	X-CBC-2	X-CBC-3	X-CBC-4	X-CBC-5	X-CBC-6	X-CBC-8	Channel Clamp

Type 1 Type 2 Type 3 Type 4 Type 5 Type 6 Type 8

Others

Code	Description
X-BP810	Back Plate – M8 / M10
X-CB90-1H1H	90 Degree Bracket – 1 Hole / 1 Hole
X-CB90-1H2H	90 Degree Bracket – 1 Hole / 2 Hole
X-CB90-2H2H	90 Degree Bracket – 2 Hole / 2 Hole
X-CH-4-IS	Channel 4 Way Intersection
X-CH-A	Channel Offset – 45 Degree
X-CHBC-3M	Channel Black Capping – 3 metres
X-CHBP1W-4141	Channel Base Plate – One Way – 41mm x 41mm
X-CHBP2W-4141	Channel Base Plate – Two Way – 41mm x 41mm
X-CH-1A-45	Channel Internal Angle – 45 Degree
X-CH-1A-45135	Channel Internal Angle – 45 Degree 135

X-CH-IA-45

X-CHBP2W-4141

Channel Wing Fitting

Code Type 1	Code Type 2	Code Type 3	Code Type 4	Description
X-CHWF-1	X-CHWF-2	X-CHWF-3	X-CHWF-4	Channel Wing Fitting

Type 1 Type 2 Type 3 Type 4

sales@pumph.co.uk +44(0)115 900 5858

Channel U Brackets

Code	Description
X-CBU-4121	Channel U Bracket – 41mm x 21mm
X-CBU-4141	Channel U Bracket – 41mm x 41mm
X-CBU-4162	Channel U Bracket – 41mm x 62mm

X-CHU-4121

Channel Z Brackets

Code	Description
X-CHZB-4121	Channel Z Bracket – 41mm x 21mm
X-CHZB-4141	Channel Z Bracket – 41mm x 41mm

X-CHZ-2121

Window Brackets

Code	Description
X-CWB-4121	Window Bracket – 41mm x 21mm
X-CWB-4141	Window Bracket – 41mm x 41mm
X-CWB-4182	Window Bracket – 41mm x 82mm

X-CWB-4121

Flat Plates

Code 2 Hole	Code 3 Hole	Code 4 Hole	Code 5 Hole	Description
X-FP2H	X-FP3H	X-FP4H	X-FP5H	Flat Plate

X-FP4H

Other Plates

Code	Description
X-FP3H-90	Flat Plate – 3 Hole – 90 Degree
X-TBR4H	T Bracket – 4 Hole
X-TBR4H-90	T Bracket – 4 Hole – 90 Degree

X-TBR4H

Purling Clips

Code	Description	Quantity
X-PC	Purling Clip Z10 Beam Clamp	Pack of 100
X-PC-M10	Purling Clip – Pull On – M10	Pack of 100
X-PC-M8	Purling Clip – Pull On – M8	Pack of 100

X-PC

X-PC-M8

Channel 4 Hole Internal/External Connectors

Code	Description
X-CEC4H-4121	Channel 4 Hole – External Connector – 41mm x 21mm
X-CEC4H-4141	Channel 4 Hole – External Connector – 41mm x 41mm
X-CIC4H-4121	Channel 4 Hole – Internal Connector – 41mm x 21mm
X-CIC4H-4141	Channel 4 Hole – Internal Connector – 41mm x 41mm

X-CEC4H-4121

X-CIC4H-4121

Plastic End Caps

Code Black	Code White	Description	Quantity
X-CHCB-4121	X-CHCW-4121	Plastic End Caps – 41mm x 21mm	Box of 100
X-CHCB-4141	X-CHCW-4141	Plastic End Caps – 41mm x 41mm	Box of 100
X-CHCB-4121B6	X-CHCW-4121B6	Plastic End Caps – 41mm x 21mm	Bag of 6
X-CHCB-4141B6	X-CHCW-4141B6	Plastic End Caps – 41mm x 41mm	Bag of 6

X-CHCW-4121
X-CHCB-4121

Threaded Rod

Code M6	Code M8	Code M10	Code M12	Description
X-TR-M6-3M	X-TR-M8-3M	X-TR-M10-3M	X-TR-M12-3M	Threaded Rod – 3 metre length

X-TR-M8-3M

Studding Caps

Code M6	Code M8	Code M10	Code M12	Description	Quantity
X-SCA-M6	X-SCA-M8	X-SCA-M10	X-SCA-M12	Studding Caps	Box of 100
X-SCA-M6-B30	X-SCA-M8-B30	X-SCA-M10-B30	X-SCA-M10-B30	Studding Caps	Bag of 30

X-SCA-M8

Cable Tray

Code	Description
X-CTMD-PG-50-3M	Cable Tray – Medium Duty Pre Galv. – 50mm x 3 metres
X-CTMD-PG-75-3M	Cable Tray – Medium Duty Pre Galv. – 75mm x 3 metres
X-CTMD-PG-100-3M	Cable Tray – Medium Duty Pre Galv. – 100mm x 3 metres
X-CTMD-PG-150-3M	Cable Tray – Medium Duty Pre Galv. – 150mm x 3 metres
X-CTMD-PG-225-3M	Cable Tray – Medium Duty Pre Galv. – 225mm x 3 metres
X-CTMD-PG-300-3M	Cable Tray – Medium Duty Pre Galv. – 300mm x 3 metres
X-CTMD-PG-450-3M	Cable Tray – Medium Duty Pre Galv. – 450mm x 3 metres
X-CTMD-PG-600-3M	Cable Tray – Medium Duty Pre Galv. – 600mm x 3 metres

Cable Tray Flat Bends

Code 90 Degree	Code 45 Degree	Description
X-CTMD-B-50	X-CTMD-FB-50	Cable Tray Flat Bend – 50mm
X-CTMD-B-75	X-CTMD-FB-75	Cable Tray Flat Bend – 75mm
X-CTMD-B-100	X-CTMD-FB-100	Cable Tray Flat Bend – 100mm
X-CTMD-B-150	X-CTMD-FB-150	Cable Tray Flat Bend – 150mm
X-CTMD-B-225	X-CTMD-FB-225	Cable Tray Flat Bend – 225mm
X-CTMD-B-300	X-CTMD-FB-300	Cable Tray Flat Bend – 300mm
X-CTMD-B-450	X-CTMD-FB-450	Cable Tray Flat Bend – 450mm

X-CTMD-FB-150

Cable Tray Tees

Code	Description
X-CTMD-TP-75	Cable Tray Tee – 75mm
X-CTMD-TP-100	Cable Tray Tee – 100mm
X-CTMD-TP-150	Cable Tray Tee – 150mm
X-CTMD-TP-225	Cable Tray Tee – 225mm
X-CTMD-TP-300	Cable Tray Tee – 300mm
X-CTMD-TP-450	Cable Tray Tee – 450mm

X-CTMD-TP-150

Other cable tray accessories are available upon request and come in light, heavy and hot dipped galvanised versions

sales@pumph.co.uk +44(0)115 901 5858

Cable Tray Intersection

Code	Description
X-CTMD-IS-75	Cable Tray Intersection – 75mm
X-CTMD-IS-100	Cable Tray Intersection – 100mm
X-CTMD-IS-150	Cable Tray Intersection – 150mm
X-CTMD-IS-225	Cable Tray Intersection – 225mm
X-CTMD-IS-300	Cable Tray Intersection – 300mm
X-CTMD-IS-450	Cable Tray Intersection – 450mm

medium and heavy duty versions available

X-CTMD-IS-300

Cable Tray Reducer

Code	Description
X-CTMD-R-150100	Cable Tray Reducer – 150mm x 100mm
X-CTMD-R-225150	Cable Tray Reducer – 225mm x 150mm
X-CTMD-R-300150	Cable Tray Reducer – 300mm x 150mm
X-CTMD-R-300225	Cable Tray Reducer – 300mm x 225mm
X-CTMD-R-450300	Cable Tray Reducer – 450mm x 300mm
X-CTMD-R-600450	Cable Tray Reducer – 600mm x 450mm

medium and heavy duty versions available

X-CTMD-R-300225

Cable Tray Hanger

Code	Description
X-CTH-PG-50	Cable Tray Hanger – Pre-Galv. – 50mm
X-CTH-PG-75	Cable Tray Hanger – Pre-Galv. – 75mm
X-CTH-PG-100	Cable Tray Hanger – Pre-Galv. – 100mm
X-CTH-PG-150	Cable Tray Hanger – Pre-Galv. – 150mm
X-CTH-PG-225	Cable Tray Hanger – Pre-Galv. – 225mm
X-CTH-PG-300	Cable Tray Hanger – Pre-Galv. – 300mm

X-CTH-PG-100

Cable Tray Stand Off Bracket

Code	Description
X-CTMD-SOB-75	Cable Tray Stand Off Bracket – Medium Duty – 75mm
X-CTMD-SOB-100	Cable Tray Stand Off Bracket – Medium Duty – 100mm
X-CTMD-SOB-150	Cable Tray Stand Off Bracket – Medium Duty – 150mm
X-CTMD-SOB-225	Cable Tray Stand Off Bracket – Medium Duty – 225mm
X-CTMD-SOB-300	Cable Tray Stand Off Bracket – Medium Duty – 300mm
X-CTMD-SOB-450	Cable Tray Stand Off Bracket – Medium Duty – 450mm

hot dipped galvanised versions available

X-CTMD-SOB-150

Cable Tray Accessories

Code	Description
X-CTCHD-PG	Cable Tray Coupler – Medium Duty

X-CTCHD-PG

Basket Tray

Code	Description
X-BT-60	Basket Tray – 60mm x 60mm x 3m
X-BT-100	Basket Tray – 100mm x 60mm x 3m
X-BT-150	Basket Tray – 150mm x 60mm x 3m
X-BT-200	Basket Tray – 200mm x 60mm x 3m
X-BT-300	Basket Tray – 300mm x 60mm x 3m
X-BT-400	Basket Tray – 400mm x 60mm x 3m
X-BT-450	Basket Tray – 450mm x 60mm x 3m
X-BT-500	Basket Tray – 500mm x 60mm x 3m
X-BT-600	Basket Tray – 600mm x 60mm x 3m

X-BT-100

Basket Tray Quik Connect

Code	Description
X-BTM-100	Basket Tray Quik Connect – 100mm x 60mm x 3m
X-BTM-150	Basket Tray Quik Connect – 150mm x 60mm x 3m
X-BTM-200	Basket Tray Quik Connect – 200mm x 60mm x 3m
X-BTM-300	Basket Tray Quik Connect – 300mm x 60mm x 3m

X-BTM-100

Basket Tray Wall Support Bracket

Code	Description
X-BTWB-150	Basket Tray Wall Support Bracket – 150mm
X-BTWB-200	Basket Tray Wall Support Bracket – 200mm
X-BTWB-300	Basket Tray Wall Support Bracket – 300mm
X-BTWB-400	Basket Tray Wall Support Bracket – 400mm

X-BTWB-150

Basket Tray Ceiling Bracket

Code	Description
X-BTCB-150	Basket Tray Ceiling Bracket - 150mm
X-BTCB-200	Basket Tray Ceiling Bracket - 200mm
X-BTCB-300	Basket Tray Ceiling Bracket - 300mm

X-BTCB-150

Basket Tray Accessories

Code	Description
X-BTC	Basket Tray Couplers – Pair
X-BT-CH	Basket Tray Central Support Hangers - Pair
X-BT-HDC	Basket Tray Hold Down Clamp
X-BTJ	Basket Tray Jointing Kit – 4 Part Kit
X-BT-SH	Basket Tray Suspension Hanger
X-BT-PC	Basket Clamping Piece – Pack of 50
X-BT-FC	Basket Corner Connector – Pack of 50

X-BTC

X-BT-CH

X-BT-SH

pump house
sales@pumph.co.uk +44(0)115 900 5858

Penny Washers

Code M6	Code M8	Code M10	Code M12	Description	Quantity
X-WA6-25-B25	X-WA8-25-B25	X-WA10-25-B25	X-WA12-25-B25	Penny Washer 25mm	Bag of 25
X-WA6-25-B100	X-WA8-25-B100	X-WA10-25-B100	X-WA12-25-B100	Penny Washer 25mm	Box of 100
X-WA6-30-B100	X-WA8-30-B100	X-WA10-30-B100	X-WA12-30-B100	Penny Washer 30mm	Box of 100
X-WA6-40-B100	X-WA8-40-B100	X-WA10-40-B100	X-WA12-40-B100	Penny Washer 40mm	Box of 100

X-WA8-30

Flat / Form A Washer

Code M6	Code M8	Code M10	Code M12	Description	Quantity
X-WA-M6-B100	X-WA-M8-B100	X-WA-M10-B100	X-WA-M12-B100	Flat/Form A Washer	Box of 100

X-WA-M8

Shake Proof Washers

Code M6	Code M8	Code M10	Code M12	Description	Quantity
X-SPW-M6-B100	X-SPW-M8-B100	X-SPW-M10-B100	X-SPW-M12-B100	Shake Proof Washer	Box of 100

X-SPW-M8

Square Plate Washers

Code M6	Code M8	Code M10	Code M12	Description	Quantity
X-SQPW-M6-B6	X-SQPW-M8-B6	X-SQPW-M10-B6	X-SQPW-M12-B6	Square Plate Washer	Bag of 6
X-SQPW-M6-B100	X-SQPW-M8-B100	X-SQPW-M10-B100	X-SQPW-M12-B100	Square Plate Washer	Box of 100

X-SQPW-M8

Nuts

X-CNLS-M8 | X-CNSS-M8 | X-CN-M8 | X-HN-M8 | X-WN-M8 | X-RBN-M6-16

Long Spring Channel Nut

Code M5	Code M8	Code M10	Code M12	Description	Quantity
X-CNLS-M6-B6	X-CNLS-M8-B6	X-CNLS-M10-B6	X-CNLS-M12-B6	Long Spring Channel Nut	Bag of 6
X-CNLS-M6-B100	X-CNLS-M8-B100	X-CNLS-M10-B100	X-CNLS-M12-B100	Long Spring Channel Nut	Box of 100

Short Spring Channel Nut

Code M6	Code M8	Code M10	Code M12	Description	Quantity
X-CNSS-M6-B6	X-CNSS-M8-B6	X-CNSS-M10-B6	X-CNSS-M12-B6	Short Spring Channel Nut	Bag of 6
X-CNSS-M6-B100	X-CNSS-M8-B100	X-CNSS-M10-B100	X-CNSS-M12-B100	Short Spring Channel Nut	Box of 100

Plain Channel Nut

Code M6	Code M8	Code M10	Code M12	Description	Quantity
X-CN-M6-B8	X-CN-M8-B8	X-CN-M10-B8	X-CN-M12-B8	Plain Channel Nut	Bag of 8
X-CN-M6-B100	X-CN-M8-B100	X-CN-M10-B100	X-CN-M12-B100	Plain Channel Nut	Box of 100

Hexagonal Nuts & Cover

Code M6	Code M8	Code M10	Code M12	Description	Quantity
X-HN-M6-B25	X-HN-M8-B25	X-HN-M10-B25	X-HN-M12-B25	Hexagonal Nut	Bag of 25
X-HN-M6-B100	X-HN-M8-B100	X-HN-M10-B100	X-HN-M12-B100	Hexagonal Nut	Box of 100
	X-HNC-M8-B10	X-HNC-M10-B10		Hexagonal Nut Cover	Bag of 10

Wedge Nut

Code M6	Code M8	Code M10	Code M12	Description	Quantity
X-WN-M6-B100	X-WN-M8-B100	X-WN-M10-B100	X-WN-M12-B100	Wedge Nut	Box of 100

Roofing Bolt & Nut

Code M6 - 12mm	Code M6 -16mm	Code M6- 20mm	Description	Quantity
X-RBN-M6-12-B20	X-RBN-M6-16-B20	X-RBN-M6-20-B20	Roofing Nut & Bolt	Bag of 20
X-RBN-M6-12-B100	X-RBN-M6-16-B100	X-RBN-M6-20-B100	Roofing Nut & Bolt	Box of 100

pump specialist
sales@pumph.co.uk +44(0)115 900 5552

Hex Sets

Code M6	Code M8	Code M10	Code M12	Description	Quantity
			X-SS12-25-B10	Hex Set 25mm	Bag of 10
			X-SS12-25-B100	Hex Set 25mm	Box of 100
X-SS6-30-B10	X-SS8-30-B10	X-SS10-30-B10	X-SS12-30-B10	Hex Set 30mm	Bag of 10
X-SS6-30-B100	X-SS8-30-B100	X-SS10-30-B100	X-SS12-30-B100	Hex Set 30mm	Box of 100
		X-SS10-35-B10		Hex Set 35mm	Bag of 10
		X-SS10-35-B100		Hex Set 35mm	Box of 100
	X-SS8-40-B10		X-SS12-40-B10	Hex Set 40mm	Bag of 10
	X-SS8-40-B100	X-SS10-40-B100	X-SS12-40-B100	Hex Set 40mm	Box of 100
	X-SS8-50-B10	X-SS10-50-B10		Hex Set 50mm	Bag of 10
	X-SS8-50-B100	X-SS10-50-B100		Hex Set 50mm	Box of 100

X-SS8-30

Coach Screws

Code M8	Code M10	Description	Quantity
X-CS-M830-B5	X-CS-M1030-B5	Coach Screw 30mm	Bag of 5
X-CS-M830-B100	X-CS-M1030-B100	Coach Screw 30mm	Box of 100
X-CS-M850-B5	X-CS-M1050-B5	Coach Screw 50mm	Bag of 5
X-CS-M850-B100	X-CS-M1050-B100	Coach Screw 50mm	Box of 100

X-CS-M1050

Twin Fast Screws

Code 1"	Code 1-1/2"	Code 2"	Code 2-1/2"	Description	Quantity
X-TF8-1	X-TF81-1/2	X-TF8-2		Twin Fast Screw Size 8	Box of 200
X-TF10-1	X-TF10-1-1/2	X-TF10-2	X-TF10-2-1/2	Twin Fast Screw Size 10	Box of 200

X-TF8-1-1/2

TEK Screws

Code	Description	Quantity
X-TEK5.5-25-B100	TEK Screw 5.5 x 25mm	Box of 100
X-TEK5.5-38-B100	TEK Screw 5.5 x 38mm	Box of 100
X-TEK-MAGBIT	5/16 Magnetic Socket Adaptor	

X-TEK5.5-25

Plaster Board Screw

Code	Description	Quantity
X-PBS	Plaster Board Screw 15mm	Box of 100

X-PBS

Stud Connectors

Code M8	Code M10	Description	Quantity
X-SCON-M8-B4	X-SCON-M10-B4	Stud Connector	Bag of 4
X-SCON-M8-B100	X-SCON-M10-B100	Stud Connector	Box of 100

X-SCON-M10

Wall Plugs

Code	Description	Quantity
X-WPR-5MM	Wall Plug 5mm - Red	Box of 100
X-WPB-7MM	Wall Plug 7mm - Brown	Box of 100
X-WPG-8/10MM	Wall Plug 8/10mm - Grey	Box of 25

X-WPR-5MM

X-WPB-7MM

Bolts

Anchor Bolts

Code	Description	Quantity
X-AB-8/10-100-B4	Anchor Bolt 8mm 10-100	Bag of 4
X-AB-M10-B100	Anchor Bolt 8mm 10-100	Box of 100
X-AB-M10-60-B4	Anchor Bolt 8mm 10-60	Bag of 4
X-AB-M10-60-B100	Anchor Bolt 8mm 10-60	Box of 100

X-AB-8/10

Loose Bolt Shield Anchor

Code	Description	Quantity
X-LBSA-0810L	Loose Bolt Shield Anchor - 0810L	Box of 50
X-LBSA-1010L	Loose Bolt Shield Anchor - 1010L	Box of 50
X-LBSA-1025L	Loose Bolt Shield Anchor - 1025L	Box of 50

X-LBSA-0810L

Eye Bolt

Code	Description	Quantity
X-EB-M8-B25	Eye Bolt - M8 x 80mm	Box of 25
X-EB-M10-B10	Eye Bolt - M10 x 80mm	Box of 10

X-EB-M8

Socket Bolts

Code	Description	Quantity
X-SB810-B4	Socket Bolt M8-M10	Bag of 4
X-SB810-B100	Socket Bolt M8-M10	Box of 100
X-SBL2810-B100	Socket Bolt Loose M8-M10 (2 Piece)	Box of 100
X-SBL810-B4	Socket Bolt Loose M8-M10 (3 Piece)	Bag of 4
X-SBL810-B100	Socket Bolt Loose M8-M10 (3 Piece)	Box of 100

X-SB810

Drop In Anchor

X-DIA-M10

X-DIAL-M10 (Lipped)

Code M8	Code M10	Code M12	Description	Quantity
X-DIA-M8-B10	X-DIA-M10-B10	X-DIA-M12-B10	Drop In Anchor	Bag of 10
X-DIA-M8-B100	X-DIA-M10-B50	X-DIA-M12-B50	Drop In Anchor	M8 Box of 100 - M10/M12 Box of 50
X-DIAL-M8-B100	X-DIAL-M10-B50	X-DIAL-M12-B50	Drop In Anchor Lipped	M8 Box of 100 - M10/M12 Box of 50
X-DIA-ST			Drop In Anchor Setting Tool	Singles

sales@pumph.co.uk +44(0)115 900 5858

Unlined M8-M10 Pipe Clamps

Code	Description	Quantity
X-PCU-15-18	Pipe Clamp Unlined – 15-18mm	Pack of 50
X-PCU-20-25	Pipe Clamp Unlined – 20-25mm	Pack of 50
X-PCU-26-30	Pipe Clamp Unlined – 26-30mm	Pack of 50
X-PCU-32-36	Pipe Clamp Unlined – 32-36mm	Pack of 50
X-PCU-38-43	Pipe Clamp Unlined – 38-43mm	Pack of 50
X-PCU-44-49	Pipe Clamp Unlined – 44-49mm	Pack of 50
X-PCU-56-61	Pipe Clamp Unlined – 56-61mm	Pack of 50
X-PCU-75-80	Pipe Clamp Unlined – 75-80mm	Pack of 50
X-PCU-87-92	Pipe Clamp Unlined – 87-92mm	Pack of 50
X-PCU-108-116	Pipe Clamp Unlined – 108-116mm	Pack of 25

Lined M8-M10 Pipe Clamps

Code	Description	Quantity
X-PCL-12-14	Pipe Clamp Lined – 12-14mm	Pack of 50
X-PCL-15-19	Pipe Clamp Lined – 15-19mm	Pack of 50
X-PCL-20-25	Pipe Clamp Lined – 20-25mm	Pack of 50
X-PCL-26-30	Pipe Clamp Lined – 26-30mm	Pack of 50
X-PCL-32-36	Pipe Clamp Lined – 32-36mm	Pack of 50
X-PCL-38-43	Pipe Clamp Lined – 38-43mm	Pack of 50
X-PCL-44-49	Pipe Clamp Lined – 44-49mm	Pack of 50
X-PCL-50-55	Pipe Clamp Lined – 50-55mm	Pack of 50
X-PCL-56-61	Pipe Clamp Lined – 56-61mm	Pack of 50
X-PCL-62-67	Pipe Clamp Lined – 62-67mm	Pack of 50
X-PCL-68-73	Pipe Clamp Lined – 68-73mm	Pack of 50
X-PCL-75-80	Pipe Clamp Lined – 75-80mm	Pack of 50
X-PCL-82-86	Pipe Clamp Lined – 82-86mm	Pack of 50
X-PCL-87-92	Pipe Clamp Lined – 87-92mm	Pack of 50
X-PCL-95-102	Pipe Clamp Lined – 95-102mm	Pack of 50
X-PCL-108-116	Pipe Clamp Lined – 108-116mm	Pack of 25
X-PCL-121-127	Pipe Clamp Lined – 121-127mm	Pack of 25
X-PCL-131-141	Pipe Clamp Lined – 131-141mm	Pack of 25
X-PCL-159-163	Pipe Clamp Lined – 159-163mm	Pack of 25
X-PCL-165-168	Pipe Clamp Lined – 165-168mm	Pack of 25
X-PCL-192-202	Pipe Clamp Lined – 192-202mm	Pack of 25
X-PCL-210-220	Pipe Clamp Lined – 210-220mm	Pack of 25

Fused Spur Switches

Code	Description
X-FSBBMC	Fused Spur Metal Clad – with Back Box
X-FSNBBMC	Fused Spur Metal Clad – with Back Box & Neon
X-FS	Fused Spur Plastic – without neon
X-FSN	Fused Spur Plastic – with neon
X-BBSM-25	Back Box Surface Mount – 25mm
X-BBSM-35	Back Box Surface Mount – 35mm
X-BBSM26-25	Back Box 2 Gang – 25mm
X-BBSM2G-35	Back Box 2 Gang – 35mm
X-BSPS-10A	Plug Socket – 10 Amp
X-2GSW2W-10A	Switch 2 Gang – 10 Amp
X-3GSW2W-10A	Switch 3 Gang – 10 Amp
X-1GDPSW-13A	Switch 1 Gang – 13 Amp
X-2GDPSW-13A	Switch 2 Gang – 13 Amp
X-DPSW-20A	Switch Double Pole – 20 Amp
X-PT	Plug Top – 13 Amp

Fused Spur Metal

Fused Spur Plastic

Rotary Enclosed Isolators

Rotary Enclosed Isolators

Our insulated 3 and 4 pole rotary enclosed isolators are CE marked and suitable for disconnecting the power supply to outdoor air conditioning units.

The isolators are weatherproof to IP65, easy to install, conform to IEC 60947-3. They have a lockable off position and interlockable cover which can be removed only in the off position. Earth and neutral terminals included and M20/25 knockouts up to 63A

Code	No. of poles	Amps AC21	AC23A 240VA	AC23A 400VA	Cable Capacity Solid	Cable Capacity Stranded	Height	Width	Depth
IS-3P-20A	3	20 Amp	5.5 kW	3.7 kW	1-16mm²	0.75-10mm²	175mm	114mm	135mm
IS-3P-32A	3	32 Amp	11 kW	7.5 kW	1-16mm²	0.75-10mm²	175mm	114mm	135mm
IS-30-40A	3	40 Amp	15 kW	11 kW	1-16mm²	0.75-10mm²	175mm	114mm	135mm
IS-3P-63A	3	63 Amp	22 kW	18.5 kW	1-16mm²	0.75-10mm²	175mm	114mm	135mm
IS-4P-20A-S	4	20 Amp	5.5 kW	3.7 kW	1-16mm²	0.75-10mm²	125mm	100mm	120mm
IS-4P-20A	4	20 Amp	5.5 kW	3.7 kW	1-16mm²	0.75-10mm²	175mm	114mm	135mm
IS-4P-32A-S	4	32 Amp	11 kW	7.5 kW	1-16mm²	0.75-10mm²	125mm	100mm	120mm
IS-4P-32A	4	32 Amp	11 kW	7.5 kW	1-16mm²	0.75-10mm²	175mm	114mm	135mm
IS-4P-40A	4	40 Amp	15 kW	11 kW	1-16mm²	0.75-10mm²	175mm	114mm	135mm
IS-4P-63A	4	63 Amp	22 kW	18.5 kW	1-16mm²	0.75-10mm²	175mm	114mm	135mm

Stuffing Glands

Code Black	Code White	Description	Quantity
X-CSG-208-B10	X-CSG-20W-B10	Cable Stuffing Gland – 20mm	Pack of 10
X-CSG-25B-B10	X-CSG-25W-B10	Cable Stuffing Gland – 25mm	Pack of 10

Stuffing Gland White

Stuffing Gland Black

pump house DIVERSITECH

sales@pumph.co.uk +44(0)115 900 5858

Cable

Code CY	Code WF	Code YY	Code SY	Description	Length
X-CY0.75-2C-100				Cable 2 Core 0.75mm	100m
X-CY0.75C-2C-50	X-WF0.75-2C-50			Cable 2 Core 0.75mm	50m
X-CY1-2C-100	X-WF1-2C-100			Cable 2 Core 1mm	100m
X-CY1-2C-50	X-WF1-2C-50			Cable 2 Core 1mm	50m
X-CY1.5-2C-100		X-YY1.5-2C-100		Cable 2 Core 1.5mm	100m
X-CY1.5-2C-50				Cable 2 Core 1.5mm	50m
	X-WF0.75-3C-50			Cable 3 Core 0.75mm	50m
	X-WF1-3C-50			Cable 3 Core 1mm	50m
			X-SY1.5-3C-100	Cable 3 Core 1.5mm	100m
	X-WF1.5-3C-50			Cable 3 Core 1.5mm	50m
		X-YY2.5-3C-100	X-SY2.5-3C-100	Cable 3 Core 2.5mm	100m
	X-WF2.5-3C-50		X-SY2.5-3C-50	Cable 3 Core 2.5mm	50m
		X-YY0.75-4C-100		Cable 4 Core 0.75mm	100m
		X-YY0.75-4C-50		Cable 4 Core 0.75mm	50m
			X-SY1-4C-100	Cable 4 Core 1mm	100m
		X-YY1.5-4C-100	X-SY1.5-4C-100	Cable 4 Core 1.5mm	100m
		X-YY1.5-4C-50	X-SY1.5-4C-50	Cable 4 Core 1.5mm	50m
		X-YY2.5-4C-100	X-SY2.5-4C-100	Cable 4 Core 2.5mm	100m
		X-YY2.5-4C-50		Cable 4 Core 2.5mm	50m
			X-SY1.5-5C-100	Cable 5 Core 1.5mm	100m
			X-SY1.5-5C-50	Cable 5 Core 1.5mm	50m
			X-SY2.5-5C-100	Cable 5 Core 2.5mm	100m
			X-SY2.5-5C-50	Cable 5 Core 2.5mm	50m
		X-YY1.5-7C-100		Cable 7 Core 1.5mm	100m
		X-YY1.5-7C-50		Cable 7 Core 1.5mm	50m

Cable Ties / Cable Tie Mounts

Code	Description	Quantity
X-CT100-2.5B-B100	Cable Tie 100mm x 2.52mm - Black	Pack of 100
X-CT300-4.8B-B100	Cable Tie 300mm x 4.8mm - Black	Pack of 100
X-CT300-4.8W-B100	Cable Tie 300mm x 4.8mm – White	Pack of 100
X-CT300-7.6B-B100	Cable Tie 300mm x 7.6mm – Black	Pack of 100
X-CT480-13B-B100	Cable Tie 480mm x 13mm – Black	Pack of 100
X-CT730-13B-B100	Cable Tie 730mm x 13mm – Black	Pack of 100
ID-BT-250	Cable Tie 250mm x 20mm – Ivory	Pack of 20
ID-BT-350	Cable Tie 350mm x 20mm – Ivory	Pack of 20
X-CB28-BL-B100	Cable Tie Base – 28mm Self Adhesive – Black	Pack of 100
X-CB28-W-B100	Cable Tie Base – 28mm Self Adhesive - White	Pack of 100

CABLE TIES VARIOUS

ID-BT-250

Code	Description	Quantity
CTM-1	Cable Tie Mount – Screw Fixing	Pack of 100
CTM-2	Cable Tie Mount – with Studding	Pack of 100

CTM-1 CTM-2

Index - Product

90 Degree Brackets 102
Abrasive Cloth 61, 84
Access Fittings 42
Acid Eliminator 58
Acid Test Kits 58
Adaptors 17, 69
Alarm 17, 69
All Purpose Cutter 61
Aluminium Foil Tape 61
Anchor Bolts 110
AV Mounting Bolts 71
Back Plate 102
Basement Submersible Pump 67
Basket Tray 106
Basket Tray Accessories 106
Basket Tray Ceiling Bracket 106
Basket Tray Wall Bracket 106
Beam G Clamp 102
Boiler Buoy 68
Brackets 23, 73
Brass Fittings 41, 42
Braze Barrier Mats 61, 84
Bronco Clips 34
Cable 113
Cable Stuffing Gland 112
Cable Tie Mounts 113
Cable Ties 113
Cable Tray 104
Cable Tray Accessories 105
Cable Tray Flat Bends 104
Cable Tray Hanger 105
Cable Tray Intersection 105
Cable Tray Reducer 105
Cable Tray Tees 104
Cantilever Arms 24
Channel 4 Hole 103
Channel Base Plate 102
Channel Black Capping 102
Channel Bracket 102
Channel Clamp 102
Channel Internal Angle 102
Channel Nut Long Spring 108
Channel Nut Plain 108
Channel Nut Short Spring 108
Channel U Bracket 102
Channel Wing Fitting 102
Channel Z Bracket 103
Chemicals - 1 Litre 44, 82
Chemicals - 5 Litre 44, 82
Chemicals - Aerosols 45, 83
Clipright Torches 49, 84
Cloths 85
Coach Screw 109
Collection Trays 24
Compression Sprayers 45, 63
Compressor Tote 48
Condensate Accessories 19
Connectors 18
Cool-Weld™ 56
Copper Fittings 35 - 40
Copper Spun Driers 47
Core Removal Tool 60
Core Storer 60
Cork Insulation Tape 61
Cushion Clamps 31
Dairy Cabinet Pumps 06
Diversi-Flush™ 46
Diversi-Gum 57, 86
Drain Gun™ 46, 83
Drain Hose 69
Drop In Anchor 110
Dry R™ 53
Eye Bolt 110
Fan Motors 08, 09
Fin Tools 48
Flash™ 53
Flat / Form Washer 107
Flat Plates 103
Flex Inject® 54
Flexi Fix Clamp 71, 93
Flexi Fix Pack 71, 93
Flexi Foot Kits 72
Flexi Foot Universal 71, 93
Flexi Foot Variations 94
Flexi Foot with Strut 72, 92
Flexi Frames 76, 90
Flexi H Frames 91
Flexi Hop Overs 99
Flexi Lite Kit 26
Flexi Lite Kits 70
Flexi Mini Foot 94
Flexi Modular Frames 97
Flexi Patch™ 61
Flexi Quad Frames 96
Flexi Solar 77
Flexi Twin Frames 95
Flexible Hose 78
Flexi-Patch 86
Floor Bracket Kit 74
Flow-Plus™ 58
Foam Insulation Tape 61
Foam Sealant 57
Fused Spur Switches 112
Grip-Cut Cloth 61, 84
Guards 22, 75
Heat Barrier Spray 85
Hex Set Screws 109
Hexagonal Nut 108
Hexagonal Nut Cover 108
High Temperature Pumps 16, 66
Hose 18
Housings 10
Inaba Denko Trunking 25, 80
Inspection Mirrors 47, 65
Insta-charge 60
Isolators 10, 81, 112
Klo-Shure Clamps 07
Line Piercing Valves 59
Line Tap Valve 60
Loose Bolt Shield Anchor 110
Lubricants & Dyes 55
Magnetic Drive Pumps 20
Mini Pumps 14
Mounting Blocks 27
Mounting Pads 27
Mounting Strips 27
Neutralisers 66
Nitrogen Purge Tool 47
Odour Elimination 45
Other Plates 103
Parts Washer Pumps 21
Penny Washer 107
Peristaltic Pumps 15
Pipe Clamps Lined 111
Pipe Clamps Unlined 111
Plastic End Caps 104
Plastic Pipe 87, 88
Pool Cover Pump 21, 67

Portable Hand Torch 61
Portables 30, 77
Power Sprayer 46
Pro-Bubble 56
Protection Fleece 93
Pro-Tile™ 57
Pro-Treat™ 58
Pull A Spout Oiler 56
Pure-Beam™ Ultraviolet Light 50
Purling Clips 103
PVC Coated Insulation 78
PVC Coated Tape 78
PVC Pipe 88
Quick Sling 29
Quick Tap Valve Core 59
Refrigerant Recovery Tool 59
Remote Controller 30
Retrochill™ 51
Roofing Bolt & Nut 108
RPC 32, 33
Sealants 86
Seal-N-Go™ 54
Shake Proof Washer 107
Silicone Sealant 57
Slit & Seal Insulation 79
Slotted Channel 102
Soakaway 74
Socket Bolts 110
Soil & Vent Adaptors 69
Spark Key 61
Square Plate Washer 107
Stand Off Bracket 105
Stud Connectors 109
Studding Caps 104
Super Change™ 52
Super Seal Accessories 53
Super Seal Advanced™ 52
Super Seal Automotive 51
Super Seal Total™ 52
Sure Shot™ 54
Switches 81
Tank Pumps 13
TEK Screws 109
The Purifier 51
Threaded Rod 104
Threaded Rod Hangers 31
Through Wall Insulation Kit 79
Trays 74
Twin Fast Screws 109
Ultralite® Pads 26, 70
Vibration Absorbers 07
Walkway Mat 94
Wall Plugs 109
Wedge Nut 108
Window Brackets 103
Wypall Cloths 56

Index - Part Code

940 ..... Page 54
980 ..... Page 53
981 ..... Page 52
984 ..... Page 54
985 ..... Page 54
1002 ..... Page 45, 83
2601 ..... Page 45, 83
2602 ..... Page 45, 83
2603 ..... Page 45, 83
20122 ..... Page 53
20128 ..... Page 41, 53
20133 ..... Page 55
51105 ..... Page 55
51110 ..... Page 55
51111 ..... Page 55
51112 ..... Page 55
111112 ..... Page 49
111113 ..... Page 49
111114 ..... Page 49, 84
111115 ..... Page 49, 84
111116 ..... Page 49
111117 ..... Page 49, 84
111201 ..... Page 50
114301 ..... Page 49
114302 ..... Page 49
154724 ..... Page 17
410212 ..... Page 51
511046 ..... Page 55
511102 ..... Page 55
511150 ..... Page 55
599325 ..... Page 15
723025 ..... Page 07
723037 ..... Page 07
723050 ..... Page 07
723062 ..... Page 07
723075 ..... Page 07
723087 ..... Page 07
723100 ..... Page 07
723112 ..... Page 07
723137 ..... Page 07
723162 ..... Page 07
723212 ..... Page 07
724025 ..... Page 07
724037 ..... Page 07
724050 ..... Page 07
724062 ..... Page 07
724075 ..... Page 07
724087 ..... Page 07
724100 ..... Page 07
724112 ..... Page 07
724137 ..... Page 07
724162 ..... Page 07
724212 ..... Page 07
724262 ..... Page 07
724312 ..... Page 07
724362 ..... Page 07
724412 ..... Page 07
726025 ..... Page 07
726037 ..... Page 07
726050 ..... Page 07
726062 ..... Page 07
726075 ..... Page 07
726087 ..... Page 07
726112 ..... Page 07
726137 ..... Page 07
726162 ..... Page 07
726212 ..... Page 07
726262 ..... Page 07
726312 ..... Page 07
726362 ..... Page 07
726412 ..... Page 07
728025 ..... Page 07
728037 ..... Page 07
728050 ..... Page 07
728062 ..... Page 07
728075 ..... Page 07
728087 ..... Page 07
728112 ..... Page 07
728137 ..... Page 07
728162 ..... Page 07
728212 ..... Page 07
728262 ..... Page 07
728312 ..... Page 07
728362 ..... Page 07
728412 ..... Page 07
900008 ..... Page 55
909006 ..... Page 55
911101 ..... Page 55
990008 ..... Page 55
01714 ..... Page 57, 86
01724 ..... Page 57, 86
154724 ..... Page 69
16500 ..... Page 61, 84
16510 ..... Page 61, 84
170AIRFAN ..... Page 51
170AIRP ..... Page 51
170AIRPCB ..... Page 51
1Y-PW ..... Page 21
24-456 ..... Page 49, 84
24-460 ..... Page 49, 84
5-05790 ..... Page 56
5-05790 ..... Page 85
525-TORCH ..... Page 61
548-001 ..... Page 61
6-202-1 ..... Page 57, 86
6-202-2 ..... Page 57, 86
6-330 ..... Page 61
640-AF-2 ..... Page 61
6-9718 ..... Page 61
6E-CIA-SFS ..... Page 67
701-030 ..... Page 18
701-032 ..... Page 18, 69
701-038 ..... Page 18, 69
70501KIT ..... Page 51
70510KIT ..... Page 51
7-4000 ..... Page 57, 86
7-4100 ..... Page 57, 86
805CLN ..... Page 55
84DCPLUS ..... Page 50
8-6H ..... Page 69
87DCPLUS ..... Page 50
900006B ..... Page 55
900012B ..... Page 55
909006B ..... Page 55
909012B ..... Page 55
927033 ..... Page 69
9410SSR ..... Page 54
944KIT ..... Page 52
946KIT ..... Page 51
947KIT ..... Page 52
948KIT ..... Page 52
971KIT ..... Page 52
972KIT ..... Page 52
973KIT ..... Page 53
976KIT ..... Page 51
98084KIT ..... Page 53
98087KIT ..... Page 53
983KIT ..... Page 54

Index - Part Code

990006B ..... Page 55
990012B ..... Page 55
ACID-ELIM ..... Page 58
ACT-6 ..... Page 48
ADAP-1 ..... Page 17, 69
ADAP-CAC-L ..... Page 17
ADAP-CAC-M ..... Page 17
ADAP-CAC-S ..... Page 17
ADAP-CAC-X ..... Page 17
AER-O-500 ..... Page 45, 63
AER-B-500 ..... Page 45, 63
AER-C-600 ..... Page 45, 63
AER-D-600 ..... Page 45, 63
AER-F-600 ..... Page 45, 63
AER-I-600 ..... Page 45, 63
ANTI-SYPH-KIT ..... Page 69
APCP-1700 ..... Page 21, 67
ASHP-SOAK ..... Page 74
ATK-1 ..... Page 58
ATK-4 ..... Page 58
ATL-1P ..... Page 58
AUDIBLE ALARM ..... Page 17, 69
AV-ADAPTOR-6 ..... Page 17
AVMB-1 ..... Page 71
AVM-PAD-1 ..... Page 27
AVM-PAD-2 ..... Page 27
AVM-PAD-3 ..... Page 27
AVMS-1 ..... Page 27
AVMS-2 ..... Page 27
AVMS-3 ..... Page 27
AVMS-4 ..... Page 27
AVMS-CR-3 ..... Page 27
AVMS-CR-4 ..... Page 27
B-6H ..... Page 18
BB-1 ..... Page 68
BCONDNEAU-30L ..... Page 66
BCONDNEUT-20L ..... Page 66
C101-0005-PH ..... Page 38
C101-0007-PH ..... Page 38
C101-0025-PH ..... Page 38
C101-0050-PH ..... Page 38
C101-0057-PH ..... Page 38
C101-0058-PH ..... Page 38
C101-0100-PH ..... Page 38
C101-0150-PH ..... Page 38
C101-0159-PH ..... Page 38
C101-0215-PH ..... Page 38
C101-0295-PH ..... Page 38
C101-0390-PH ..... Page 38
C105-0025-PH ..... Page 38
C105-0050-PH ..... Page 38
C105-0057-PH ..... Page 38
C105-0058-PH ..... Page 38
C105-0058-PH ..... Page 38
C105-0059-PH ..... Page 38
C105-0100-PH ..... Page 38
C105-0107-PH ..... Page 38
C105-0150-PH ..... Page 38
C105-0159-PH ..... Page 38
C105-0215-PH ..... Page 38
C105-0295-PH ..... Page 38
C105-0390-PH ..... Page 38
C154-0002-PH ..... Page 36
C154-0025-PH ..... Page 36
C154-0050-PH ..... Page 36
C154-0090-PH ..... Page 36
C154-0100-PH ..... Page 36
C154-0150-PH ..... Page 36
C154-0215-PH ..... Page 36
C154-0296-PH ..... Page 36
C154-0390-PH ..... Page 36
C154-0520-PH ..... Page 36
C154-0650-PH ..... Page 36
C154-0750-PH ..... Page 36
C154-0850-PH ..... Page 36
C165-0001-PH ..... Page 36
C165-0002-PH ..... Page 36
C165-0007-PH ..... Page 37
C165-0025-PH ..... Page 36
C165-0030-PH ..... Page 37
C165-0032-PH ..... Page 37
C165-0033-PH ..... Page 37
C165-0050-PH ..... Page 36
C165-0058-PH ..... Page 37
C165-0059-PH ..... Page 37
C165-0090-PH ..... Page 36
C165-0093-PH ..... Page 37
C165-0094-PH ..... Page 37
C165-0100-PH ..... Page 36
C165-0107-PH ..... Page 37
C165-0108-PH ..... Page 37
C165-0149-PH ..... Page 37
C165-0150-PH ..... Page 36
C165-0159-PH ..... Page 37
C165-0160-PH ..... Page 37
C165-0161-PH ..... Page 37
C165-0215-PH ..... Page 36
C165-0222-PH ..... Page 37
C165-0223-PH ..... Page 37
C165-0224-PH ..... Page 37
C165-0295-PH ..... Page 36
C165-0304-PH ..... Page 37
C165-0305-PH ..... Page 37
C165-0390-PH ..... Page 36
C165-0398-PH ..... Page 37
C165-0399-PH ..... Page 37
C165-0400-PH ..... Page 37
C165-0401-PH ..... Page 37
C165-0520-PH ..... Page 36
C165-0531-PH ..... Page 37
C165-0532-PH ..... Page 37
C165-0533-PH ..... Page 37
C165-0650-PH ..... Page 36
C165-0662-PH ..... Page 37
C165-0663-PH ..... Page 37
C165-0664-PH ..... Page 37
C165-0750-PH ..... Page 36
C165-0790-PH ..... Page 37
C165-0850-PH ..... Page 36
C165-0852-PH ..... Page 37
C165-1498-PH ..... Page 37
C180-0002-PH ..... Page 38
C180-0025-PH ..... Page 38
C180-0050-PH ..... Page 38
C180-0090-PH ..... Page 38
C180-0100-PH ..... Page 38
C180-0150-PH ..... Page 38
C180-0215-PH ..... Page 38
C180-0295-PH ..... Page 38
C180-0390-PH ..... Page 38
C235-0001-PH ..... Page 35
C235-0002-PH ..... Page 35
C235-0025-PH ..... Page 35
C235-0050-PH ..... Page 35
C235-0090-PH ..... Page 35
C235-0100-PH ..... Page 35
C235-0150-PH ..... Page 35
C235-0215-PH ..... Page 35

Index - Part Code

C235-0295-PH ..... Page 35
C235-0390-PH ..... Page 35
C235-0520-PH ..... Page 35
C235-0650-PH ..... Page 35
C235-0750-PH ..... Page 35
C235-0850-PH ..... Page 35
C242-0001-PH ..... Page 35
C242-0002-PH ..... Page 35
C242-0025-PH ..... Page 35
C242-0050-PH ..... Page 35
C242-0090-PH ..... Page 35
C242-0100-PH ..... Page 35
C242-0150-PH ..... Page 35
C242-0215-PH ..... Page 35
C242-0295-PH ..... Page 35
C242-0390-PH ..... Page 35
C242-0520-PH ..... Page 35
C242-0650-PH ..... Page 35
C242-0750-PH ..... Page 35
C242-0850-PH ..... Page 35
C254-0002-PH ..... Page 35
C254-0025-PH ..... Page 35
C254-0050-PH ..... Page 35
C254-0090-PH ..... Page 35
C254-0100-PH ..... Page 35
C254-0215-PH ..... Page 35
C254-0295-PH ..... Page 35
C254-0390-PH ..... Page 35
C254-0520-PH ..... Page 35
C254-0650-PH ..... Page 35
C254-0750-PH ..... Page 35
C254-0850-PH ..... Page 35
C272-0002-PH ..... Page 35
C272-0025-PH ..... Page 35
C272-0050-PH ..... Page 35
C272-0090-PH ..... Page 35
C272-0100-PH ..... Page 35
C272-0150-PH ..... Page 35
C272-0215-PH ..... Page 35
C272-0295-PH ..... Page 35
C272-0390-PH ..... Page 35
C272-0520-PH ..... Page 35
C272-0650-PH ..... Page 35
C272-0750-PH ..... Page 35
C272-0850-PH ..... Page 35
C290-0002-PH ..... Page 36
C290-0025-PH ..... Page 36
C290-0050-PH ..... Page 36
C290-0090-PH ..... Page 36
C290-0100-PH ..... Page 36
C290-0150-PH ..... Page 36
C290-0215-PH ..... Page 36
C290-0295-PH ..... Page 36
C290-0390-PH ..... Page 36
C290-0520-PH ..... Page 36
C290-0650-PH ..... Page 36
C290-0750-PH ..... Page 36
C290-0850-PH ..... Page 36
C295-0002-PH ..... Page 36
C295-0025-PH ..... Page 36
C295-0050-PH ..... Page 36
C295-0090-PH ..... Page 36
C295-0100-PH ..... Page 36
C295-0150-PH ..... Page 36
C295-0215-PH ..... Page 36
C295-0295-PH ..... Page 36
C295-0390-PH ..... Page 36
C295-0520-PH ..... Page 36
C295-0650-PH ..... Page 36
C295-0750-PH ..... Page 36
C295-0850-PH ..... Page 36
C410-0007-PH ..... Page 37
C410-0032-PH ..... Page 37
C410-0033-PH ..... Page 37
C410-0058-PH ..... Page 37
C410-0059-PH ..... Page 37
C410-0093-PH ..... Page 37
C410-0094-PH ..... Page 37
C410-0095-PH ..... Page 37
C410-0107-PH ..... Page 37
C410-0108-PH ..... Page 37
C410-0109-PH ..... Page 37
C410-0149-PH ..... Page 37
C410-0159-PH ..... Page 37
C410-0160-PH ..... Page 37
C410-0161-PH ..... Page 37
C410-0222-PH ..... Page 37
C410-0223-PH ..... Page 37
C410-0224-PH ..... Page 37
C410-0303-PH ..... Page 37
C410-0304-PH ..... Page 37
C410-0305-PH ..... Page 37
C410-0306-PH ..... Page 37
C410-0398-PH ..... Page 37
C410-0399-PH ..... Page 37
C410-0400-PH ..... Page 37
C410-0401-PH ..... Page 37
C410-0402-PH ..... Page 37
C410-0531-PH ..... Page 37
C410-0532-PH ..... Page 37
C410-0533-PH ..... Page 37
C410-0662-PH ..... Page 37
C410-0663-PH ..... Page 37
C410-0664-PH ..... Page 37
C410-0754-PH ..... Page 37
C410-0850-PH ..... Page 37
C410-0852-PH ..... Page 37
C410-0854-PH ..... Page 37
C410-1498-PH ..... Page 37
C460-0001-PH ..... Page 40
C460-0002-PH ..... Page 40
C460-0005-PH ..... Page 39
C460-0006-PH ..... Page 39
C460-0025-PH ..... Page 40
C460-0031-PH ..... Page 39
C460-0032-PH ..... Page 39
C460-0033-PH ..... Page 39
C460-0040-PH ..... Page 39
C460-0041-PH ..... Page 39
C460-0050-PH ..... Page 40
C460-0056-PH ..... Page 39
C460-0057-PH ..... Page 39
C460-0058-PH ..... Page 39
C460-0059-PH ..... Page 39
C460-0066-PH ..... Page 39
C460-0067-PH ..... Page 39
C460-0068-PH ..... Page 39
C460-0076-PH ..... Page 39
C460-0087-PH ..... Page 39
C460-0090-PH ..... Page 40
C460-0092-PH ..... Page 39
C460-0093-PH ..... Page 39
C460-0094-PH ..... Page 39
C460-0095-PH ..... Page 39
C460-0098-PH ..... Page 39
C460-0100-PH ..... Page 40
C460-0106-PH ..... Page 39
C460-0107-PH ..... Page 39

Index - Part Code

C460-0108-PH ..... Page 39
C460-0109-PH ..... Page 39
C460-0111-PH ..... Page 39
C460-0117-PH ..... Page 39
C460-0118-PH ..... Page 39
C460-0119-PH ..... Page 39
C460-0127-PH ..... Page 39
C460-0150-PH ..... Page 40
C460-0157-PH ..... Page 39
C460-0158-PH ..... Page 39
C460-0159-PH ..... Page 39
C460-0160-PH ..... Page 39
C460-0169-PH ..... Page 39
C460-0170-PH ..... Page 39
C460-0171-PH ..... Page 39
C460-0180-PH ..... Page 39
C460-0181-PH ..... Page 39
C460-0215-PH ..... Page 40
C460-0221-PH ..... Page 39
C460-0222-PH ..... Page 39
C460-0222-PH ..... Page 39
C460-0223-PH ..... Page 39
C460-0224-PH ..... Page 39
C460-0235-PH ..... Page 39
C460-0237-PH ..... Page 39
C460-0245-PH ..... Page 39
C460-0246-PH ..... Page 39
C460-0247-PH ..... Page 39
C460-0295-PH ..... Page 40
C460-0302-PH ..... Page 39
C460-0303-PH ..... Page 39
C460-0305-PH ..... Page 39
C460-0306-PH ..... Page 39
C460-0315-PH ..... Page 39
C460-0316-PH ..... Page 39
C460-0328-PH ..... Page 39
C460-0330-PH ..... Page 39
C460-0331-PH ..... Page 39
C460-0339-PH ..... Page 39
C460-0390-PH ..... Page 40
C460-0397-PH ..... Page 39
C460-0398-PH ..... Page 39
C460-0399-PH ..... Page 39
C460-0400-PH ..... Page 39
C460-0401-PH ..... Page 39
C460-0414-PH ..... Page 39
C460-0416-PH ..... Page 39
C460-0417-PH ..... Page 39
C460-0429-PH ..... Page 39
C460-0431-PH ..... Page 39
C460-0432-PH ..... Page 39
C460-0520-PH ..... Page 40
C460-0531-PH ..... Page 39
C460-0532-PH ..... Page 39
C460-0533-PH ..... Page 39
C460-0534-PH ..... Page 39
C460-0535-PH ..... Page 39
C460-0549-PH ..... Page 39
C460-0650-PH ..... Page 40
C460-0663-PH ..... Page 39
C460-0664-PH ..... Page 39
C460-0750-PH ..... Page 40
C460-0850-PH ..... Page 40
C460-1498-PH ..... Page 39
C533-0050-PH ..... Page 40
C533-0090-PH ..... Page 40
C533-0100-PH ..... Page 40
C533-0150-PH ..... Page 40
C533-0215-PH ..... Page 40
C533-0295-PH ..... Page 40
C533-0390-PH ..... Page 40
C947-0025-PH ..... Page 38
C947-0050-PH ..... Page 38
C947-0090-PH ..... Page 38
C947-0100-PH ..... Page 38
C947-0150-PH ..... Page 38
C947-0215-PH ..... Page 38
C947-0295-PH ..... Page 38
C947-0390-PH ..... Page 38
CA-450-KIT ..... Page 24
CA-450-S ..... Page 24
CA-600-KIT ..... Page 24
CA-600-S ..... Page 24
CA-600-W ..... Page 24
CA-750-S ..... Page 24
CA-750-W ..... Page 24
CB-2 ..... Page 19
CBR1-L ..... Page 23, 73
CBR1-M ..... Page 23, 73
CBR1-S ..... Page 23, 73
CBR1-XL ..... Page 23, 73
CBR1-XXL ..... Page 23, 73
CBR2-EL ..... Page 23
CBR2-L ..... Page 23, 73
CBR2-L-SS ..... Page 23, 73
CBR2-M ..... Page 23, 73
CBR2-M-SS ..... Page 23, 73
CBR2-S ..... Page 23, 73
CBR2-XL ..... Page 23, 73
CBR2-XL-3A ..... Page 73
CBR2-XL-SS ..... Page 23, 73
CBR3-L ..... Page 23
CBR3-M ..... Page 23
CC-004 ..... Page 31
CC-006 ..... Page 31
CC-008 ..... Page 31
CC-010 ..... Page 31
CC-012 ..... Page 31
CC-014 ..... Page 31
CC-018 ..... Page 31
CC-022 ..... Page 31
CC-026 ..... Page 31
CC-034 ..... Page 31
CC-042 ..... Page 31
CC-050 ..... Page 31
CC-058 ..... Page 31
CC-066 ..... Page 31
CC-1 ..... Page 19
CCT-790 ..... Page 24
CCT-900 ..... Page 24
CCTM-1100 ..... Page 24, 74
CCTM-1400 ..... Page 24, 74
CCTM-800 ..... Page 24, 74
CCTM-FLOOR-BRKT-KIT ..... Page 74
CG-500-L ..... Page 22, 75
CG-500-M ..... Page 22, 75
CG-500-S ..... Page 22, 75
CG-750+WOOD ..... Page 22, 75
CG-750-INV ..... Page 22, 75
CG-750-L ..... Page 22, 75
CG-750L+INV-WOOD ..... Page 22, 75
CG-750L+WOOD ..... Page 22, 75
CG-750L-WOOD ..... Page 22, 75
CG-750-M ..... Page 22, 75
CG-750M+WOOD ..... Page 22, 75
CG-750-S ..... Page 22, 75
CG-750S-WOOD ..... Page 22, 75
CG-900L-INV ..... Page 22, 75

Index - Part Code

CG-900L-SQ ..... Page 22, 75
CG-900-XXL ..... Page 22, 75
CG-L ..... Page 22
CG-M ..... Page 22
CG-S ..... Page 22
CG-VRF-BP ..... Page 22, 75
CG-VRF-EP-12 ..... Page 22, 75
CG-VRF-EP-6 ..... Page 22, 75
CG-XL ..... Page 22
CH-L ..... Page 10
CH-S ..... Page 10
CLL-1 ..... Page 57
CMB-100 ..... Page 27
CMB-1000-W ..... Page 27
CMB-350 ..... Page 27
CMB-450 ..... Page 27
CMB-450-W ..... Page 27
CO-1 ..... Page 56
COOLWELD-32 ..... Page 56, 86
CS1200 ..... Page 19
CTC-050 ..... Page 33
CTC-065 ..... Page 33
CTC-080 ..... Page 33
CTM-1 ..... Page 113
CTM-2 ..... Page 113
CV-14-3 ..... Page 17
CV-38-3 ..... Page 17, 69
DCP-30A ..... Page 06
DCP-30E ..... Page 06
DCP-30V ..... Page 06
DCV-1G ..... Page 60
DE-05-FD ..... Page 14
DE1-10D ..... Page 41
DE1-12D ..... Page 41
DE1-12E ..... Page 41
DE1-4B ..... Page 41
DE1-6B ..... Page 41
DE1-6C ..... Page 41
DE1-6D ..... Page 41
DE1-8D ..... Page 41
DE1-8E ..... Page 41
DLT-3G ..... Page 60
DLT-4G ..... Page 60
DLT-5G ..... Page 60
DN1-10 ..... Page 41
DN1-12 ..... Page 41
DN1-14 ..... Page 41
DN1-3 ..... Page 41
DN1-4 ..... Page 41
DN1-5 ..... Page 41
DN1-6 ..... Page 41
DN1-8 ..... Page 41
DN5-4 ..... Page 41
DN5-6 ..... Page 41
DNS4-10 ..... Page 41
DNS4-12 ..... Page 41
DNS4-14 ..... Page 41
DNS4-4 ..... Page 41
DNS4-6 ..... Page 41
DNS4-8 ..... Page 41
DP-1 ..... Page 47
DP2-10 ..... Page 41
DP2-4 ..... Page 41
DP2-6 ..... Page 41
DP2-8 ..... Page 41
DT2-10 ..... Page 41
DT2-4 ..... Page 41
DT2-6 ..... Page 41
DT2-8 ..... Page 41
DU1-10D ..... Page 42
DU1-10E ..... Page 42
DU1-12D ..... Page 42
DU1-12E ..... Page 42
DU1-4A ..... Page 42
DU1-4B ..... Page 42
DU1-6B ..... Page 42
DU1-6C ..... Page 42
DU1-6D ..... Page 42
DU1-6E ..... Page 42
DU1-8B ..... Page 42
DU1-8C ..... Page 42
DU1-8D ..... Page 42
DU1-8E ..... Page 42
DU2-10 ..... Page 41
DU2-12 ..... Page 41
DU2-4 ..... Page 41
DU2-6 ..... Page 41
DU2-8 ..... Page 41
DU3-10D ..... Page 42
DU3-10E ..... Page 42
DU3-6C ..... Page 42
DU3-6D ..... Page 42
DU3-8C ..... Page 42
DU3-8D ..... Page 42
DUS4-4 ..... Page 42
DUS4-6 ..... Page 42
DUS4-8 ..... Page 42
DX-3 ..... Page 47
DX-4 ..... Page 47
DXA-5 ..... Page 47
EC-1 ..... Page 14
EC-1-KIT ..... Page 14
EC-400 ..... Page 14
ECOP-ADAP ..... Page 17
ET-150 ..... Page 06
EXTCABLE ..... Page 15
FBB-154-25 ..... Page 09
FBB-154-31 ..... Page 09
FBB-172-25 ..... Page 09
FBB-172-31 ..... Page 09
FBB-200-25 ..... Page 09
FBB-200-31 ..... Page 09
FBB-230-25 ..... Page 09
FBB-230-31 ..... Page 09
FBB-254-25 ..... Page 09
FBB-254-31 ..... Page 09
FBB-300-25 ..... Page 09
FBB-300-31 ..... Page 09
FBR-109-1 ..... Page 09
FBR-109-2 ..... Page 09
FBR-109-3 ..... Page 09
FBR-39 ..... Page 09
FBR-55 ..... Page 09
FBR-72 ..... Page 09
FBR-84 ..... Page 09
FBS-154-25 ..... Page 09
FBS-154-31 ..... Page 09
FBS-172-25 ..... Page 09
FBS-172-31 ..... Page 09
FBS-200-25 ..... Page 09
FBS-200-31 ..... Page 09
FBS-230-25 ..... Page 09
FBS-230-31 ..... Page 09
FBS-254-25 ..... Page 09
FBS-254-31 ..... Page 09
FBS-300-25 ..... Page 09
FBS-300-31 ..... Page 09
FF-1000-S ..... Page 72, 77, 92

Index - Part Code

FF-1000-S-KIT ..... Page 72
FF-250-S ..... Page 72, 77, 92
FF-250-S-P-L ..... Page 92
FF-250-UNI ..... Page 71, 93
FF-400-S ..... Page 72, 77, 92
FF-400-S-KIT ..... Page 72
FF-400-S-P-L ..... Page 92
FF-600-S ..... Page 72, 77, 92
FF-600-S-KIT ..... Page 72
FF-FIX-2 ..... Page 71, 93
FF-FIX-CLAMP ..... Page 71, 93
FF-FIX-PACK ..... Page 71, 93
FF-UC3 ..... Page 26, 70
FF-UC3-3 ..... Page 26, 70
FF-UC3-ASN ..... Page 26
FF-UC3-XL ..... Page 26, 70
FF-UC-PLATE-KIT ..... Page 26, 70
FF-UCS-ASN ..... Page 70
FG-154 ..... Page 09
FG-172 ..... Page 09
FG-200 ..... Page 09
FG-230 ..... Page 09
FG-254 ..... Page 09
FG-300 ..... Page 09
FH-1000-28-F ..... Page 76
FH-300-28-11/4-F-ELB ..... Page 76
FH-300-28-F-ELB ..... Page 76
FH-500-F ..... Page 76
FH-750-28-11/4-F ..... Page 76
FH-750-28-F ..... Page 76
FH-750-28-F-ELB ..... Page 76
FH-750-28-M ..... Page 76
F-HF-320 ..... Page 91
F-HF-500 ..... Page 91
FH-I-1000-15 ..... Page 78
FH-I-1000-22 ..... Page 78
FH-I-1000-22-SLIT ..... Page 79
FH-I-1000-28 ..... Page 78
FH-I-1000-28-SLIT ..... Page 79
FH-I-1000-35 ..... Page 78
FH-I-1000-35-SLIT ..... Page 79
F-HO-1000 ..... Page 99
F-HO-600 ..... Page 99
F-HO-HR ..... Page 99
FLOW-PLUS-25 ..... Page 58
FLOW-PLUS-6 ..... Page 58
FM-10W ..... Page 08
FM-16W ..... Page 08
FM-18W ..... Page 08
FM-25W ..... Page 08
FM-34W ..... Page 08
FM-5W ..... Page 08
FM-7W ..... Page 08
FM-A-12025-L ..... Page 08
FM-A-12038-L ..... Page 08
FM-A-12038-T ..... Page 08
FM-A-8038-L ..... Page 08
F-MF-160 ..... Page 94
FMTS-15W-120 ..... Page 08
FMTS-20W-120 ..... Page 08
FMTS-30W-240 ..... Page 08
FMTS-30W-300 ..... Page 08
FP-36 ..... Page 81, 86
F-QUAD-500 ..... Page 96
F-QUAD-500-A ..... Page 96
FRS-154 ..... Page 09
FRS-172 ..... Page 09
FRS-200 ..... Page 09
FRS-230 ..... Page 09
FRS-254 ..... Page 09
FRS-300 ..... Page 09
F-SO-2 ..... Page 99
F-SO-3 ..... Page 99
F-SO-4 ..... Page 99
F-TQ-ADJ-D ..... Page 95, 96
F-TQ-ADJ-S ..... Page 95, 96
F-TWIN-500 ..... Page 95
F-TWIN-500-A ..... Page 95
G2G-BUBBLE-GB ..... Page 44
G2G-CARE-GB ..... Page 44
G2G-FOAM+GB ..... Page 44
G2G-GREEN+GB ..... Page 44, 82
G2G-SMELL-BUSTER ..... Page 45
G2G-UNIV-GB ..... Page 44, 82
GFC-1 ..... Page 31
GFC-2 ..... Page 31
GFC-3 ..... Page 31
GFC-4 ..... Page 31
GG-1 ..... Page 46, 83
GG-1A ..... Page 46, 83
GG-1H ..... Page 46, 83
GGC-6 ..... Page 46, 83
HZSB225 ..... Page 34
HZSB325 ..... Page 34
HZSB425 ..... Page 34
HZSB525 ..... Page 34
HZSB625 ..... Page 34
HZSB825 ..... Page 34
HZSW225 ..... Page 34
HZSW325 ..... Page 34
HZSW425 ..... Page 34
HZSW525 ..... Page 34
HZSW625 ..... Page 34
HZSW825 ..... Page 34
IC00-15 ..... Page 33
IC00-20 ..... Page 33
IC00-22 ..... Page 33
IC00-25 ..... Page 33
IC00-28 ..... Page 33
IC00-32 ..... Page 33
IC00-35 ..... Page 33
IC00-40 ..... Page 33
IC00-42 ..... Page 33
IC00-50 ..... Page 33
IC00-54 ..... Page 33
ID-BT-250 ..... Page 113
ID-BT-350 ..... Page 113
ID-NSD-100-I ..... Page 25, 80
ID-NSD-100-W ..... Page 25
ID-NSD-75-I ..... Page 25
ID-NSD-75-K ..... Page 25
ID-NSD-75-W ..... Page 25
ID-SC-100-I ..... Page 25, 80
ID-SC-100-K ..... Page 25, 80
ID-SC-100-W ..... Page 25
ID-SC-75-I ..... Page 25
ID-SC-75-K ..... Page 25
ID-SC-75-W ..... Page 25
ID-SCF-100-I ..... Page 25
ID-SCF-100-K ..... Page 25
ID-SCF-100-W ..... Page 25
ID-SCF-75-I ..... Page 25
ID-SCF-75-K ..... Page 25
ID-SCF-75-W ..... Page 25
ID-SCR-100-75-K ..... Page 25
ID-SD-100-K ..... Page 80
ID-SDR-100-75-I ..... Page 25
ID-SDR-100-75-W ..... Page 25

Index - Part Code

ID-SE-100-800-I ..... Page 25
ID-SE-75-I ..... Page 25
ID-SE-75-K ..... Page 25
ID-SE-75-W ..... Page 25
ID-SEN-100-I ..... Page 25
ID-SEN-100-K ..... Page 25
ID-SEN-100-W ..... Page 25
ID-SF-100-800-K ..... Page 25
ID-SF-100-800-W ..... Page 25
ID-SF-75-500-I ..... Page 25
ID-SJ-100-I ..... Page 25, 60
ID-SJ-100-K ..... Page 25, 60
ID-SJ-100-W ..... Page 25
ID-SJ-75-I ..... Page 25
ID-SJ-75-K ..... Page 25
ID-SJ-75-W ..... Page 25
ID-SK-100-I ..... Page 25, 60
ID-SK-100-K ..... Page 60
ID-SK-75-I ..... Page 25
ID-SKF-100-I ..... Page 25
ID-SKF-100-K ..... Page 25
ID-SKF-100-W ..... Page 25
ID-SKF-75-I ..... Page 25
ID-SP-100-I ..... Page 25
ID-SP-100-K ..... Page 25
ID-SP-100-W ..... Page 25
ID-SP-75-I ..... Page 25
ID-SP-75-K ..... Page 25
ID-SP-75-W ..... Page 25
ID-ST-100-I ..... Page 25
ID-ST-100-K ..... Page 25
ID-ST-100-W ..... Page 25
ID-ST-75-I ..... Page 25
ID-ST-75-K ..... Page 25
ID-ST-75-W ..... Page 25
ID-SW-100-I ..... Page 25, 60
ID-SW-100-K ..... Page 25, 60
ID-SW-100-W ..... Page 25
ID-SW-75-I ..... Page 25
ID-SW-75-K ..... Page 25
ID-SW-75-W ..... Page 25
ID-SWC-100-I ..... Page 25
ID-SWC-100-K ..... Page 25
ID-SWC-100-W ..... Page 25
ID-SWC-75-I ..... Page 25
ID-SWC-75-K ..... Page 25
ID-SWC-75-W ..... Page 25
INS-TAPE-10-PK ..... Page 78
IS-3P-32A ..... Page 10, 81, 112
IS-3P-40A ..... Page 10, 81, 112
IS-3P-20A ..... Page 10, 81, 112
IS-3P-32A ..... Page 10, 81, 112
IS-3P-40A ..... Page 10, 81, 112
IS-3P-63A ..... Page 10, 81, 112
IS-4P-63A ..... Page 10, 81, 112
IS-4P-20A ..... Page 10, 81, 112
IS-4P-20A-S ..... Page 10, 81, 112
IS-4P-32A ..... Page 10, 81, 112
IS-4P-32A-S ..... Page 10, 81, 112
IS-4P-40A ..... Page 10, 81, 112
IS-4P-63A ..... Page 10, 81, 112
ISO-18 ..... Page 28
ISO-2 ..... Page 28
ISO-4 ..... Page 28
KT-1000 ..... Page 30
M-1 ..... Page 47, 85
M-1R ..... Page 47, 85
M-2 ..... Page 47, 85
M-2R ..... Page 47, 85
M-3 ..... Page 47, 85
M-3R ..... Page 47, 85
M-4 ..... Page 47, 85
M-5 ..... Page 47, 85
MBK-5 ..... Page 19
MP-12C ..... Page 28
MP-12E ..... Page 28
MP-18C ..... Page 28
MP-18E ..... Page 28
MP-2C ..... Page 28
MP-2E ..... Page 28
MP-3C ..... Page 28
MP-3E ..... Page 28
MP-4C ..... Page 28
MP-4E ..... Page 28
MP-6C ..... Page 28
MP-6E ..... Page 28
MPF-12 ..... Page 93
MSA-44 ..... Page 42
PAC-C-12 ..... Page 30, 77
PAC-C-12S ..... Page 30, 77
PAC-H-12 ..... Page 30, 77
PAC-H-12S ..... Page 30, 77
PE2-YSA ..... Page 21
PF-16-EU ..... Page 46
PF-ADAPTOR ..... Page 46
PF-KIT-EU ..... Page 46
PH-0.8-LC ..... Page 64
PH-0.8L-HL ..... Page 64
PH-1L ..... Page 13
PH-1LSS ..... Page 13
PH-1-SILENCE ..... Page 13
PH-20-STA ..... Page 64
PH-2L ..... Page 13
PH-2LSS ..... Page 13
PH-2-SILENCE ..... Page 13
PH-3.8L-HW ..... Page 16, 65
PH-3.8L-HW ..... Page 65
PH-5L-HW ..... Page 16
PH-5L-HW ..... Page 65
PH-BF-B ..... Page 76
PH-BF-B ..... Page 90
PH-EF-B ..... Page 76
PH-EF-B ..... Page 90
PHF-005A ..... Page 97
PHF-005B ..... Page 97
PHF-005C ..... Page 97
PHF-005D ..... Page 97
PHF-016 ..... Page 97
PHF-016A ..... Page 97
PHF-016B ..... Page 97
PHF-016C ..... Page 97
PHF-016D ..... Page 97
PH-FO-200 ..... Page 94
PH-FO-350 ..... Page 94
PH-FO-350-2 ..... Page 94
PH-FO-350-2.5-S ..... Page 94
PH-FO-350-5.0-S ..... Page 94
PH-FO-500 ..... Page 94
PH-FO-500-2 ..... Page 94
PH-FO-500-2.5 ..... Page 94
PH-FO-500-5.0 ..... Page 94
PH-PUMP-NRV ..... Page 17
PH-PUMP-NRV ..... Page 69
PP-21.5-NRV ..... Page 87
PP-45EL-21.5-B ..... Page 87
PP-45EL-21.5-W ..... Page 87
PP-90EL-21.5-B ..... Page 87
PP-90EL-21.5-W ..... Page 87

Index - Part Code

PP-CL-15W ..... Page 87
PP-CL-21.5-W-32-40 ..... Page 87
PP-CL-22-W ..... Page 87
PP-CL-28-W ..... Page 87
PP-CL-32-B ..... Page 87
PP-CL-32-G ..... Page 87
PP-CL-32-W ..... Page 87
PP-CL-40-B ..... Page 87
PP-CL-40-G ..... Page 87
PP-CL-40-W ..... Page 87
PP-CON-21.5-W ..... Page 87
PP-CON-21-5-B ..... Page 87
PP-PIPE-21.5-B ..... Page 87
PP-PIPE-21.5-W ..... Page 87
PP-SOBOSS-110-B-32 ..... Page 88
PP-SOBOSS-110-B-40 ..... Page 88
PP-SOBOSS-110-G-32 ..... Page 88
PP-SOBOSS-110-G-40 ..... Page 88
PP-T-21.5-B ..... Page 87
PP-T-21.5-W ..... Page 87
PP-UNI-CL-W-32-40 ..... Page 87
PP-UNI-NRV ..... Page 87
PRO-BUBBLE-32 ..... Page 56
PRO-CARE-GB ..... Page 44
PRO-CLEAN-GB ..... Page 44
PRO-COOL-GB ..... Page 44
PRO-FOAM+GB ..... Page 44
PRO-GREEN ..... Page 82
PRO-GREEN-GB ..... Page 44
PRO-SCALE-GB ..... Page 44
PRO-TREAT 151 ..... Page 58
PRO-TREAT 152 ..... Page 58
PRO-TREAT 161 ..... Page 58
PRO-UNI ..... Page 82
PRO-UNIV-GB ..... Page 44
PS-1 ..... Page 46
QSMS1201 ..... Page 29
QSMS1801 ..... Page 29
QSMS2401 ..... Page 29
QT-1 ..... Page 59
QT-100 ..... Page 59
QT-100G ..... Page 59
QT-100N ..... Page 59
QT-2 ..... Page 59
QTH-1 ..... Page 59
QTH-2 ..... Page 59
QTM-1 ..... Page 59
QTM-2 ..... Page 59
RC-1 ..... Page 60
RPC-0012 ..... Page 32
RPC-0014 ..... Page 32
RPC-0034 ..... Page 32
RPC-0038 ..... Page 32
RPC-0058 ..... Page 32
RPC-0078 ..... Page 32
RPC-0118 ..... Page 32
RPC-0138 ..... Page 32
RPC-0158 ..... Page 32
RVT-1/2 ..... Page 69
RVT-1/2-B ..... Page 18
RVT-1/4 ..... Page 18, 69
RVT-1/4-B ..... Page 18
RVT-3/4-B ..... Page 18
RVT-3/8 ..... Page 18, 69
RVT-3/8-B ..... Page 18
RVT-5/8 ..... Page 18
SC08-15 ..... Page 32
SC08-20 ..... Page 32
SC08-22 ..... Page 32
SC08-25 ..... Page 32
SC08-28 ..... Page 32
SC08-32 ..... Page 32
SC08-35 ..... Page 32
SC08-40 ..... Page 32
SC08-42 ..... Page 32
SC08-50 ..... Page 32
SC08-54 ..... Page 32
SC-10 ..... Page 61, 84
SC10-15 ..... Page 32
SC10-20 ..... Page 32
SC10-22 ..... Page 32
SC10-25 ..... Page 32
SC10-28 ..... Page 32
SC10-32 ..... Page 32
SC10-35 ..... Page 32
SC10-40 ..... Page 32
SC10-42 ..... Page 32
SC10-50 ..... Page 32
SC10-54 ..... Page 32
SCM-5 ..... Page 61, 84
SMELL-BUSTER ..... Page 45
SMELL-BUSTER-8 ..... Page 45
SMELL-BUSTER-SMALL ..... Page 45
SOAK1 ..... Page 68
SPARK-KEY ..... Page 61
SVA-3 ..... Page 17, 69
SVA-6-3 ..... Page 17, 69
SV-ADAPTOR ..... Page 17, 69
T-1 ..... Page 48
T-10 ..... Page 48
T-100 ..... Page 48
T-101 ..... Page 48
T-11 ..... Page 48
T-12 ..... Page 48
T-13 ..... Page 48
T-14 ..... Page 48
T-15 ..... Page 48
T-16 ..... Page 48
T-20 ..... Page 48
T-200 ..... Page 48
T-21 ..... Page 48
T-300 ..... Page 48
T-400 ..... Page 48
T-408 ..... Page 48
T-409 ..... Page 48
T-411 ..... Page 48
T-412 ..... Page 48
T-417 ..... Page 48
T-418 ..... Page 48
T-8 ..... Page 48
T-9 ..... Page 48
TE-3-MD-HE ..... Page 20
TE-3-MD-SC ..... Page 20
TE-4-MD-HC ..... Page 20
TE-4-MD-SC ..... Page 20
TE-5.5-MD-HC ..... Page 20
TE-5.5-MD-SC ..... Page 20
TE-5-MD-HC ..... Page 20
TE-5-MD-SC ..... Page 20
TE-6-MD-HC ..... Page 20
TE-6-MD-SC ..... Page 20
TE-7-MD-HC ..... Page 20
TE-7-MD-SC ..... Page 20
TPR ..... Page 15
TPRC-10 ..... Page 15
TPS ..... Page 15
TPT ..... Page 15
TR-CP-140 ..... Page 60

Index - Part Code

TR-CP-140-B ..... Page 60
TR-D-140 ..... Page 60
TR-D-140-B ..... Page 60
TR-EC-140 ..... Page 60
TR-EC-140-B ..... Page 60
TR-FB-140 ..... Page 60
TR-FB-140-B ..... Page 60
TRH-1 ..... Page 31
TRH-2 ..... Page 31
TRH-3 ..... Page 31
TRH-4 ..... Page 31
TR-IC-140 ..... Page 60
TR-IC-140-B ..... Page 60
TR-WC-140 ..... Page 60
TR-WC-140-B ..... Page 60
TW-KIT ..... Page 79
UC1636-2 ..... Page 26, 70
UC2424-2 ..... Page 26, 70
UC2436-3 ..... Page 26, 70
UC2442-3 ..... Page 26, 70
UC2448-3 ..... Page 26, 70
UV-1 ..... Page 50
UVEC-07G ..... Page 51
VA-3-346 ..... Page 42
VA-34 ..... Page 42
VA-46 ..... Page 42
VA-68 ..... Page 42
VAU-24 ..... Page 42
VAU-45 ..... Page 42
VAX-3 ..... Page 42
VAX-4 ..... Page 42
VAX-4B ..... Page 42
VAX-4B-6 ..... Page 42
VAX-5 ..... Page 42
VAX-5-PH ..... Page 42
VAX-6 ..... Page 42
VC-4 ..... Page 42
VC-4R ..... Page 42
VCC-20S ..... Page 13
VCL-24S ..... Page 13
VCL-45S ..... Page 13
VCMA-20S ..... Page 13
VCMX-20S ..... Page 13
VCMX-20STA ..... Page 64
VCR-1 ..... Page 60
VCRT-1 ..... Page 60
VCRT-1R ..... Page 60
VCRT-1S ..... Page 60
VIBA-1/2 ..... Page 07
VIBA-1/4 ..... Page 07
VIBA-1-1/8 ..... Page 07
VIBA-1-3/8 ..... Page 07
VIBA-1-5/8 ..... Page 07
VIBA-2-1/8 ..... Page 07
VIBA-2-5/8 ..... Page 07
VIBA-3/4 ..... Page 07
VIBA-3/8 ..... Page 07
VIBA-3-1/8 ..... Page 07
VIBA-3-5/8 ..... Page 07
VIBA-4-1/8 ..... Page 07
VIBA-5/8 ..... Page 07
VIBA-7/8 ..... Page 07
VS-4 ..... Page 42
VST-4 ..... Page 42
VST-44 ..... Page 42
VST-44X ..... Page 42
VST-4X ..... Page 42
VT-14 ..... Page 18
VT-38 ..... Page 18
VTR-24 ..... Page 42
VTS-10 ..... Page 42
VTS-46 ..... Page 42
VTS-68 ..... Page 42
VTS-810 ..... Page 42
VUR-4 ..... Page 42
WAC-C-12-INV ..... Page 30
WW-MAT-500 ..... Page 94
X-1GDPSW-13A ..... Page 81, 112
X-2GDPSW-13A ..... Page 81, 112
X-2GSW2W-10A ..... Page 81, 112
X-3GSW2W-10A ..... Page 81, 112
X-AB-8/10-100-B4 ..... Page 110
X-AB-M10-60-B100 ..... Page 110
X-AB-M10-60-B4 ..... Page 110
X-AB-M10-B100 ..... Page 110
X-BBSM-25 ..... Page 81, 112
X-BBSM2G-25 ..... Page 81, 112
X-BBSM2G-35 ..... Page 81, 112
X-BBSM-35 ..... Page 81, 112
X-BGC-M10 ..... Page 102
X-BGC-M12 ..... Page 102
X-BGC-M6 ..... Page 102
X-BGC-M8 ..... Page 102
X-BP810 ..... Page 102
X-BSPS-10A ..... Page 81, 112
X-BT-100 ..... Page 106
X-BT-150 ..... Page 106
X-BT-200 ..... Page 106
X-BT-300 ..... Page 106
X-BT-400 ..... Page 106
X-BT-450 ..... Page 106
X-BT-500 ..... Page 106
X-BT-60 ..... Page 106
X-BT-600 ..... Page 106
X-BTC ..... Page 106
X-BTCB-150 ..... Page 106
X-BTCB-200 ..... Page 106
X-BTCB-300 ..... Page 106
X-BT-CH ..... Page 106
X-BT-FC ..... Page 106
X-BT-HDC ..... Page 106
X-BTJ ..... Page 106
X-BTM-100 ..... Page 106
X-BTM-150 ..... Page 106
X-BTM-200 ..... Page 106
X-BTM-300 ..... Page 106
X-BT-PC ..... Page 106
X-BT-SH ..... Page 106
X-BTWB-150 ..... Page 106
X-BTWB-200 ..... Page 106
X-BTWB-300 ..... Page 106
X-BTWB-400 ..... Page 106
X-CB28-BL-B100 ..... Page 113
X-CB28-W-B100 ..... Page 113
X-CB90-1H1H ..... Page 102
X-CB90-1H2H ..... Page 102
X-CB90-2H2H ..... Page 102
X-CBC-1 ..... Page 102
X-CBC-2 ..... Page 102
X-CBC-3 ..... Page 102
X-CBC-4 ..... Page 102
X-CBC-5 ..... Page 102
X-CBC-6 ..... Page 102
X-CBC-8 ..... Page 102
X-CBU-4141 ..... Page 102
X-CEC4H-4121 ..... Page 103
X-CEC4H-4141 ..... Page 103
X-CH-1A-45 ..... Page 102

Index - Part Code

X-CH-1A-45135 ..... Page 102
X-CH4121-1.5-3M ..... Page 102
X-CH4121-1.5-6M ..... Page 102
X-CH4121-2.5-3M ..... Page 102
X-CH4121-2.5-6M ..... Page 102
X-CH4141-1.5-3M ..... Page 102
X-CH4141-1.5-6M ..... Page 102
X-CH4141-2.5-3M ..... Page 102
X-CH4141-2.5-6M ..... Page 102
X-CH4182-2.5-3M ..... Page 102
X-CH4182-2.5-6M ..... Page 102
X-CH-4-45 ..... Page 102
X-CH-A ..... Page 102
X-CHBC-3M ..... Page 102
X-CHBP1W-4141 ..... Page 102
X-CHBP2W-4141 ..... Page 102
X-CHCB-4121 ..... Page 104
X-CHCB-4121B6 ..... Page 104
X-CHCB-4141 ..... Page 104
X-CHCB-4141B6 ..... Page 104
X-CHCW-4121 ..... Page 104
X-CHCW-4121B6 ..... Page 104
X-CHCW-4141 ..... Page 104
X-CHCW-4141B6 ..... Page 104
X-CHU-4121 ..... Page 103
X-CHU-4141 ..... Page 103
X-CHU-4162 ..... Page 103
X-CHWF-1 ..... Page 102
X-CHWF-2 ..... Page 102
X-CHWF-3 ..... Page 102
X-CHWF-4 ..... Page 102
X-CHZB-4121 ..... Page 103
X-CHZB-4141 ..... Page 103
X-CIC4H-4121 ..... Page 103
X-CIC4H-4141 ..... Page 103
X-CNLS-M10-B100 ..... Page 108
X-CNLS-M10-B6 ..... Page 108
X-CNLS-M12-B100 ..... Page 108
X-CNLS-M12-B6 ..... Page 108
X-CNLS-M6-B100 ..... Page 108
X-CNLS-M6-B6 ..... Page 108
X-CNLS-M8-B100 ..... Page 108
X-CNLS-M8-B6 ..... Page 108
X-CN-M10-B100 ..... Page 108
X-CN-M10-B8 ..... Page 108
X-CN-M12-B100 ..... Page 108
X-CN-M12-B8 ..... Page 108
X-CN-M6-B100 ..... Page 108
X-CN-M6-B8 ..... Page 108
X-CN-M8-B100 ..... Page 108
X-CN-M8-B8 ..... Page 108
X-CNSS-M10-B100 ..... Page 108
X-CNSS-M10-B6 ..... Page 108
X-CNSS-M12-B100 ..... Page 108
X-CNSS-M12-B6 ..... Page 108
X-CNSS-M6-B100 ..... Page 108
X-CNSS-M6-B6 ..... Page 108
X-CNSS-M8-B100 ..... Page 108
X-CNSS-M8-B6 ..... Page 108
X-CSG-208-B10 ..... Page 112
X-CSG-20W-B10 ..... Page 112
X-CSG-25B-B10 ..... Page 112
X-CSG-25W-B10 ..... Page 112
X-CS-M1030-B100 ..... Page 109
X-CS-M1030-B5 ..... Page 109
X-CS-M1050-B100 ..... Page 109
X-CS-M1050-B5 ..... Page 109
X-CS-M830-B5 ..... Page 109
X-CS-M850-B100 ..... Page 109
X-CS-M850-B5 ..... Page 109
X-CT100-2.5-B100 ..... Page 113
X-CT300-4.8B-B100 ..... Page 113
X-CT300-4.8W-B100 ..... Page 113
X-CT300-7.6B-B100 ..... Page 113
X-CT480-13B-B100 ..... Page 113
X-CT730-13B-B100 ..... Page 113
X-CTCHD-PG ..... Page 105
X-CTC-VC-HDG ..... Page 105
X-CTH-PG-100 ..... Page 105
X-CTH-PG-150 ..... Page 105
X-CTH-PG-225 ..... Page 105
X-CTH-PG-300 ..... Page 105
X-CTH-PG-50 ..... Page 105
X-CTH-PG-75 ..... Page 105
X-CTMD-B-100 ..... Page 104
X-CTMD-B-150 ..... Page 104
X-CTMD-B-225 ..... Page 104
X-CTMD-B-300 ..... Page 104
X-CTMD-B-450 ..... Page 104
X-CTMD-B-50 ..... Page 104
X-CTMD-B-75 ..... Page 104
X-CTMD-FB-100 ..... Page 104
X-CTMD-FB-150 ..... Page 104
X-CTMD-FB-225 ..... Page 104
X-CTMD-FB-300 ..... Page 104
X-CTMD-FB-450 ..... Page 104
X-CTMD-FB-50 ..... Page 104
X-CTMD-FB-75 ..... Page 104
X-CTMD-IS-100 ..... Page 105
X-CTMD-IS-150 ..... Page 105
X-CTMD-IS-225 ..... Page 105
X-CTMD-IS-300 ..... Page 105
X-CTMD-IS-450 ..... Page 105
X-CTMD-IS-75 ..... Page 105
X-CTMD-PG-100-3M ..... Page 104
X-CTMD-PG-150-3M ..... Page 104
X-CTMD-PG-225-3M ..... Page 104
X-CTMD-PG-300-3M ..... Page 104
X-CTMD-PG-450-3M ..... Page 104
X-CTMD-PG-50-3M ..... Page 104
X-CTMD-PG-600-3M ..... Page 104
X-CTMD-PG-75-3M ..... Page 104
X-CTMD-R-150100 ..... Page 105
X-CTMD-R-225150 ..... Page 105
X-CTMD-R-300150 ..... Page 105
X-CTMD-R-450300 ..... Page 105
X-CTMD-R-600450 ..... Page 105
X-CTMD-SOB-100 ..... Page 105
X-CTMD-SOB-150 ..... Page 105
X-CTMD-SOB-225 ..... Page 105
X-CTMD-SOB-300 ..... Page 105
X-CTMD-SOB-450 ..... Page 105
X-CTMD-SOB-75 ..... Page 105
X-CTMD-TP-100 ..... Page 104
X-CTMD-TP-150 ..... Page 104
X-CTMD-TP-225 ..... Page 104
X-CTMD-TP-300 ..... Page 104
X-CTMD-TP-450 ..... Page 104
X-CTMD-TP-75 ..... Page 104
X-CTMS-R-300225 ..... Page 105
X-CWB-4121 ..... Page 103
X-CWB-4141 ..... Page 103
X-CWB-4182 ..... Page 103
X-CY0.75-2C-100 ..... Page 113
X-CY0.75-2C-50 ..... Page 113
X-CY1.5-2C-100 ..... Page 113
X-CY1.5-2C-50 ..... Page 113
X-CY1-2C-100 ..... Page 113

Index - Part Code

X-CY1-2C-50 ..... Page 113
X-DIAL-M10-B50 ..... Page 110
X-DIAL-M12-B50 ..... Page 110
X-DIAL-M8-B100 ..... Page 110
X-DIA-M10-B10 ..... Page 110
X-DIA-M10-B50 ..... Page 110
X-DIA-M12-B10 ..... Page 110
X-DIA-M12-B50 ..... Page 110
X-DIA-M8-B10 ..... Page 110
X-DIA-M8-B100 ..... Page 110
X-DIA-ST ..... Page 110
X-DPSW-20A ..... Page 61
X-DPSW-20A ..... Page 112
X-EB-M10-B10 ..... Page 110
X-EB-M8-B25 ..... Page 110
X-FP2H ..... Page 103
X-FP3H ..... Page 103
X-FP3H-90 ..... Page 103
X-FP4H ..... Page 103
X-FP5H ..... Page 103
X-FS ..... Page 81, 112
X-FSBBMC ..... Page 81, 112
X-FSN ..... Page 81, 112
X-FSNBBMC ..... Page 81, 112
X-HNC-M10-B25 ..... Page 108
X-HNC-M8-B10 ..... Page 108
X-HN-M10-B100 ..... Page 108
X-HN-M10-B25 ..... Page 108
X-HN-M12-B100 ..... Page 108
X-HN-M12-B25 ..... Page 108
X-HN-M6-B100 ..... Page 108
X-HN-M6-B25 ..... Page 108
X-HN-M8-B100 ..... Page 108
X-HN-M8-B25 ..... Page 108
X-LBSA-0810L ..... Page 110
X-LBSA-1010L ..... Page 110
X-LBSA-1025L ..... Page 110
X-PBS ..... Page 109
X-PC ..... Page 103
X-PCL-108-116 ..... Page 111
X-PCL-121-127 ..... Page 111
X-PCL-12-14 ..... Page 111
X-PCL-131-141 ..... Page 111
X-PCL-15-19 ..... Page 111
X-PCL-159-163 ..... Page 111
X-PCL-165-169 ..... Page 111
X-PCL-192-202 ..... Page 111
X-PCL-20-25 ..... Page 111
X-PCL-210-220 ..... Page 111
X-PCL-26-30 ..... Page 111
X-PCL-38-43 ..... Page 111
X-PCL-44-49 ..... Page 111
X-PCL-50-55 ..... Page 111
X-PCL-56-61 ..... Page 111
X-PCL-62-67 ..... Page 111
X-PCL-68-73 ..... Page 111
X-PCL-75-80 ..... Page 111
X-PCL-82-86 ..... Page 111
X-PCL-87-92 ..... Page 111
X-PCL-95-102 ..... Page 111
X-PC-M10 ..... Page 103
X-PC-M8 ..... Page 103
X-PCU-108-116 ..... Page 111
X-PCU-15-18 ..... Page 111
X-PCU-20-25 ..... Page 111
X-PCU-26-30 ..... Page 111
X-PCU-32-36 ..... Page 111
X-PCU-38-42 ..... Page 111
X-PCU-44-49 ..... Page 111
X-PCU-56-61 ..... Page 111
X-PCU-75-80 ..... Page 111
X-PCU-87-92 ..... Page 111
X-PT ..... Page 61, 112
X-PVCU-1-1/4-3M ..... Page 88
X-PVCU-1-1/4-45T ..... Page 88
X-PVCU-1-1/4-CAP ..... Page 88
X-PVCU-1-1/4E-45 ..... Page 88
X-PVCU-1-1/4E-90 ..... Page 88
X-PVCU-1-1/4-MAC ..... Page 88
X-PVCU-1-1/4-PIN ..... Page 88
X-PVCU-1-1/4-R ..... Page 88
X-PVCU-1-1/4-RE ..... Page 88
X-PVCU-1-1/4-SOC ..... Page 88
X-PVCU-1-1/4-TP ..... Page 88
X-PVCU-1E-90 ..... Page 88
X-PVCU-1-MAC ..... Page 88
X-PVCU-1P-3M ..... Page 88
X-PVCU-1-SOC ..... Page 88
X-PVCU-1TP ..... Page 88
X-PVCU-3/4-45T ..... Page 88
X-PVCU-3/4-CAP ..... Page 88
X-PVCU-3/4-E-45 ..... Page 88
X-PVCU-3/4E-90 ..... Page 88
X-PVCU-3/4-EC ..... Page 88
X-PVCU-3/4-MAC ..... Page 88
X-PVCU-3/4P-3M ..... Page 88
X-PVCU-3/4-PIN ..... Page 88
X-PVCU-3/4-R ..... Page 88
X-PVCU-3/4-RE ..... Page 88
X-PVCU-3/4-SOC ..... Page 88
X-PVCU-3/4-TP ..... Page 88
X-PVCU-SOBOBSC-110MM ..... Page 88
X-RBN-M6-12-B100 ..... Page 108
X-RBN-M6-12-B20 ..... Page 108
X-RBN-M6-16-B100 ..... Page 108
X-RBN-M6-16-B20 ..... Page 108
X-RBN-M6-20-B100 ..... Page 108
X-RBN-M6-20-B20 ..... Page 108
X-SB810-B100 ..... Page 110
X-SB810-B4 ..... Page 110
X-SBL2810-B100 ..... Page 110
X-SBL810-B100 ..... Page 110
X-SBL810-B4 ..... Page 110
X-SCA-M10 ..... Page 104
X-SCA-M10-B30 ..... Page 104
X-SCA-M12 ..... Page 104
X-SCA-M12-B30 ..... Page 104
X-SCA-M6 ..... Page 104
X-SCA-M6-B30 ..... Page 104
X-SCA-M8 ..... Page 104
X-SCA-M8-B30 ..... Page 104
X-SCON-M8-B100 ..... Page 109
X-SCON-M8-B4 ..... Page 109
X-SPW-M10-B100 ..... Page 107
X-SPW-M12-B100 ..... Page 107
X-SPW-M5-B100 ..... Page 107
X-SPW-M8-B100 ..... Page 107
X-SQPW-M10-B100 ..... Page 107
X-SQPW-M10-B6 ..... Page 107
X-SQPW-M12-B100 ..... Page 107
X-SQPW-M12-B6 ..... Page 107
X-SQPW-M6-B100 ..... Page 107
X-SQPW-M6-B6 ..... Page 107
X-SQPW-M8-B6 ..... Page 107
X-SS10-30-B10 ..... Page 109
X-SS10-30-B100 ..... Page 109
X-SS10-35-B10 ..... Page 109
X-SS10-35-B100 ..... Page 109

Index - Part Code

X-SS10-50-B10 ..... Page 109
X-SS10-50-B100 ..... Page 109
X-SS12030-B100 ..... Page 109
X-SS12-25-B10 ..... Page 109
X-SS12-25-B100 ..... Page 109
X-SS12-30-B10 ..... Page 109
X-SS12-40-B10 ..... Page 109
X-SS12-40-B100 ..... Page 109
X-SS6-30-B10 ..... Page 109
X-SS6-30-B100 ..... Page 109
X-SS8-30-B10 ..... Page 109
X-SS8-30-B100 ..... Page 109
X-SS8-40-B10 ..... Page 109
X-SS8-40-B100 ..... Page 109
X-SS8-50-B10 ..... Page 109
X-SS8-50-B100 ..... Page 109
X-SY1.5-3C-100 ..... Page 113
X-SY1.5-4C-100 ..... Page 113
X-SY1.5-4C-50 ..... Page 113
X-SY1.5-5C-100 ..... Page 113
X-SY1.5-5C-50 ..... Page 113
X-SY1-4C-100 ..... Page 113
X-SY2.5-3C-100 ..... Page 113
X-SY2.5-3C-50 ..... Page 113
X-SY2.5-5C-100 ..... Page 113
X-SY2.5-5C-50 ..... Page 113
X-TBR4H ..... Page 103
X-TBR4H-90 ..... Page 103
X-TEK5.5-25-B100 ..... Page 109
X-TEK5.5-38-B100 ..... Page 109
X-TEK-MAGBIT ..... Page 109
X-TF10-1 ..... Page 109
X-TF10-1-1/2 ..... Page 109
X-TF10-2 ..... Page 109
X-TF10-2-1/2 ..... Page 109
X-TF8-1 ..... Page 109
X-TF81-1/2 ..... Page 109
X-TF8-2 ..... Page 109
X-TR-M10-3M ..... Page 104
X-TR-M12-3M ..... Page 104
X-TR-M6-3M ..... Page 104
X-TR-M8-3M ..... Page 104
X-WA10-25-B100 ..... Page 107
X-WA10-25-B25 ..... Page 107
X-WA10-30-B100 ..... Page 107
X-WA10-40-B100 ..... Page 107
X-WA12-25-B100 ..... Page 107
X-WA12-25-B25 ..... Page 107
X-WA12-30-B100 ..... Page 107
X-WA12-40-B100 ..... Page 107
X-WA6-25-B100 ..... Page 107
X-WA6-25-B25 ..... Page 107
X-WA6-30-B100 ..... Page 107
X-WA6-40-B100 ..... Page 107
X-WA8-25-B100 ..... Page 107
X-WA8-25-B25 ..... Page 107
X-WA8-30-B100 ..... Page 107
X-WA8-40-B100 ..... Page 107
X-WA-M10-B100 ..... Page 107
X-WA-M12-B100 ..... Page 107
X-WA-M6-B100 ..... Page 107
X-WA-M8-B100 ..... Page 107
X-WF0.75-2C-50 ..... Page 113
X-WF0.75-3C-50 ..... Page 113
X-WF1.5-3C-50 ..... Page 113
X-WF1-2C-100 ..... Page 113
X-WF1-2C-50 ..... Page 113
X-WF1-3C-50 ..... Page 113
X-WF2.5-3C-50 ..... Page 113
X-WN-M10-B100 ..... Page 108
X-WN-M12-B100 ..... Page 108
X-WN-M6-B100 ..... Page 108
X-WN-M8-B100 ..... Page 108
X-WPB-7MM ..... Page 109
X-WPG-8/10MM ..... Page 109
X-WPR-5MM ..... Page 109
X-YY0.74-4X-50 ..... Page 113
X-YY0.75-4C-100 ..... Page 113
X-YY1.5-2C-100 ..... Page 113
X-YY1.5-4C-100 ..... Page 113
X-YY1.5-4C-50 ..... Page 113
X-YY1.5-7C-100 ..... Page 113
X-YY1.5-7C-50 ..... Page 113
X-YY2.5-3C-100 ..... Page 113
X-YY2.5-4C-100 ..... Page 113
X-YY2.5-4C-50 ..... Page 113

Notes

Notes

Notes

ENGINEER ON CALL

/pumph.co.uk /pumphouseltd /pumphouseltd /pump-house-ltd /pumphousepumps